

Weekly Homeless Solutions Update

Week of Jan 9th – Jan 15th, 2023



Weekly Posted Homeless Solutions Updates

www.tempe.gov/EndingHomelessness

Learn more about our efforts.

[Sign up to receive human services and homelessness news](#)



HOMELESS
OUTREACH



HOUSING



WEEKLY
UPDATES



<https://www.tempe.gov/government/human-services/housing-services/homeless-solutions-weekly-updates>

Current Happenings

The areas of focus for our proactive responses this week

- Papago Park
- Hudson Park
- Hope/PD Focused Areas for Super Bowl
- McClintock & Don Carlos - community meeting January 31st 5:30p

Papago Park & Preserve Update

- 19 encampments removed in last two weeks and focused contractor cleanup will continue this week
- HOPE continued outreach to individuals
- PD has been engaging with HOPE; including enforcement
- A Park Supervisor is proactively walking to report encampments as well as provide cleanups for debris
- 3 new contractors are coming online for cleanup assistance




Current Happenings Continued

Maricopa County Public Health Vaccine Equity Event

- February 1st, March 1st, April 5th 2023 from 4pm-7pm
- Westside Multigenerational Center
- COVID and Flu Vaccinations
- HOPE & Care 7 will be present February 1st

City of Tempe Point in Time Count

- January 24th 5:30am-1pm
- Approximately 60 staff & volunteers
- 1st of two trainings occurred 1/17:



Week of Jan 9th – Jan 15th, 2023



HOPE Outreach Engagement

			Aggregate from April 1 st 2022	
Total number of HOPE engagements	191		11168	
Engagements actual case management towards housing	86	45.03%	2476	22.7%
Individuals sheltered	11	5.76%	577	5.17%
Individuals HOPE assisted in housing in own unit or family/friends directly from the street	6	3.14%	211	1.89%
Total assisted in a housing resolution	17	8.9%	788	7.06%
Individuals received or ordered vital documentation for housing	15	7.85%	636	5.69%
Individuals connected with additional medical care (ER, Urgent Psych Center, Detox/Rehab, Mental Health Provider)	6	3.14%	492	4.41%

Non-Congregate Shelter

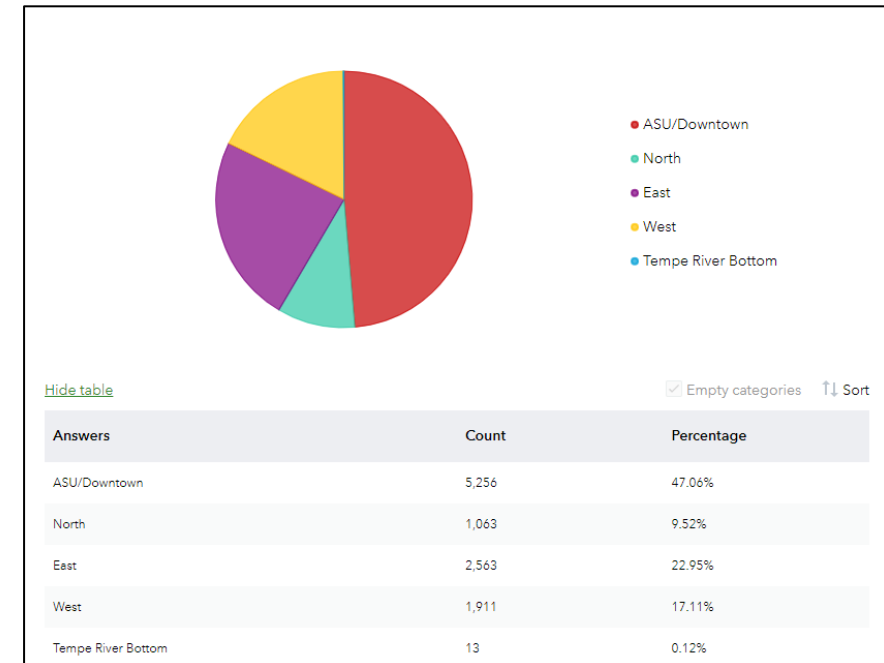
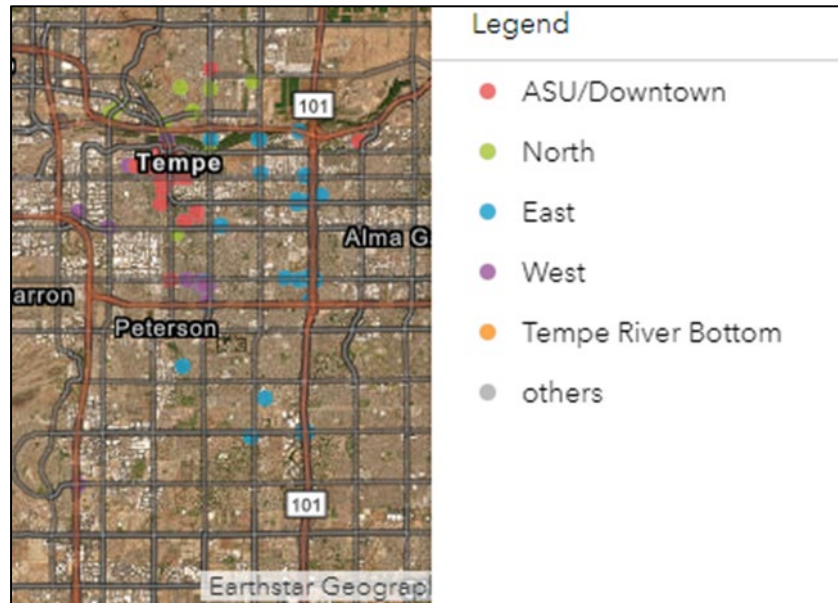
			Average from April 1 st 2022
Rooms occupied at Super 8	42/44	95.45%	92.06%
Rooms occupied at 2101	24/28	85.71%	86.94%
Total move outs from shelters	13		6.95/week



HOPE Outreach by Zone

Week of Jan 9th – Jan 15th, 2023

Aggregate from April 1st 2022



Reported Encampment's Follow Up

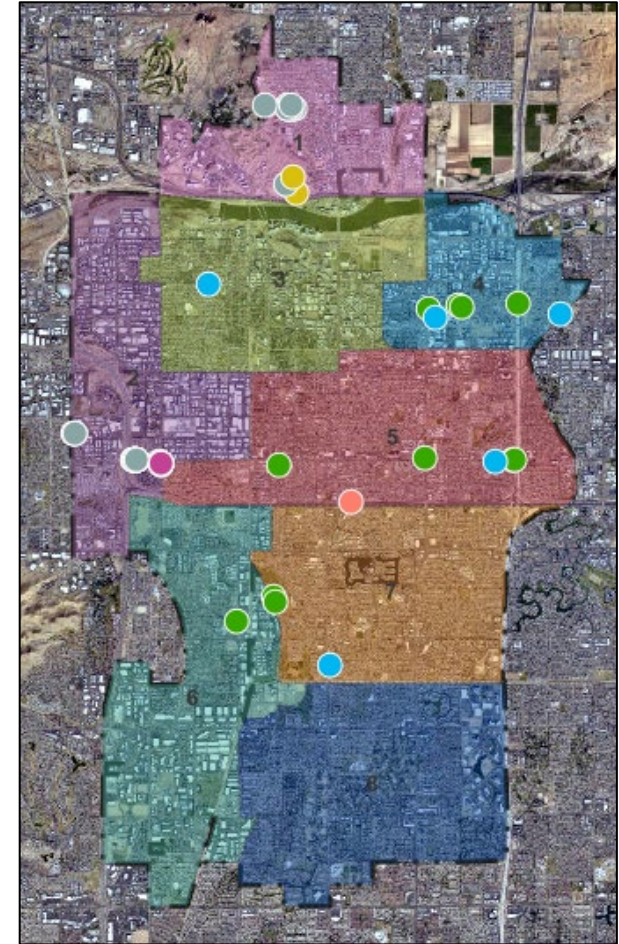


Week of Jan 9th – Jan 15th, 2023

Total number of encampments being contacted by HOPE	34
---	----

Status

- Known encampment
- No encampment
- Newly verified encampment
- Clean up already planned
- Forward for verification
- New report
- Abandoned



Week of January 9th- January 15th, 2022



CARE 7 Crisis Response (7-day Data)		
Total number of crisis van calls for this week	53	
Dispatches involving homelessness	2	4%
Van clients referred to HOPE	2	
Transported for behavioral health care	0	
Transported for substance use treatment	0	
Transported for medical care	0	
Transported to homeless service / cooling center	0	
Provided resources / no service connection	0	
Client refused services / declined resources	0	
Mental Health Court new referrals	0	
Veterans' Court new referrals	1	
PAS / Tempe St. Luke's new referrals	0	
Total number of phone calls	134	
Phone calls regarding homelessness	62	46%

Totals		
Cumulative Data (Starting May 16, 2022)	1553	
	366	24%
	9	
	43	
	59	
	25	
	19	
	87	
	51	
	17	
	18	
	4	
	2975	
	1315	44%

Tempe Fire Medical Rescue



Week of January 9th- January 15th, 2022		Aggregate from April 1 st 2022
Number of EMS calls with patients identified as experiencing homelessness	46	2257
Call volume as an approximate percentage of all EMS calls	13%	15%
Number of unique individuals	41	1603
Number of patients who received care coordination with Patient Advocate Services	0	89



Week of January 9th – 15th, 2023

Police Engagement	Current	
Total number Office of Community Policing Calls for Service + Self Initiated Activity	61	
Total <i>Community</i> Calls for Service + <i>Officer Self-Initiated</i> Activity (at Intersections/Parks) TOTAL	Community-Initiated	Officer-Initiated
	7	143
	150	
Number of Encampments Addressed (Ongoing; Needs Followup)	36	
Number of Encampments Resolved (Total PD Cleared)	14	
# of Trespass Letters Received	3	

39 Week Aggregate		Current
Total number Office of Community Policing Calls for Service + Self Initiated Activity		2236
Total Community Calls for Service + Officer Self-Initiated Activity (at Intersections/Parks)		3662
Number of Encampments addressed		821
Number of Encampments Resolved (Total PD Cleared)		578
# of Trespass Letters Received		353