

CITY OF TEMPE

FY 2020-25 CONSOLIDATED PLAN AND FY 2020-21 ANNUAL ACTION PLAN (AAP) SUBSTANTIAL AMENDMENT



**HUMAN SERVICES DEPARTMENT
HOUSING SERVICES DIVISION**
Amended November 17, 2020



With the passage of the CARES Act, the City of Tempe has been allocated \$2,987,757 in CDBG-CV funds (CDBG-CV \$1,085,269 and CDBG-CV3 \$1,902,488) in addition \$2,296,955 in ESG- CV funds (ESG-CV \$506,269 and ESG-CV2 \$1,790,686) for COVID-19 response activities. To address the community needs in Tempe, the City incorporated the funding allocations for all the CV funds as part of its 2020-2025 Consolidated Plan and FY 2020-2021 Annual Action Plan. Updated attachment explains the public hearing process and how the funds will be used in greater detail. The City will utilize the CV funds in conjunction with a portion of its FY 2020-21 CDBG and ESG entitlement allocation

Executive Summary

ES-05 Executive Summary – 24 CFR 91.200(c), 91.220(b)

1. Introduction

The Consolidated Plan is a planning document meeting mandatory federal regulations for guiding the use of CDBG, ESG and HOME funding from the U.S. Department of HUD over the ensuing five years commencing in FY 2020 and extending through FY 2024. The major sections of the Consolidated Plan include housing market and needs analyses, a 5-year strategic plan, and a 1-year action plan covering FY 2020 in addition to an elaboration of the consultation and citizen participation endeavors that were undertaken as part of the process. The strategic plan addresses specific needs that were identified as well as the specific priorities and goals that will guide program funding over the upcoming five fiscal years. The annual action plan conforms with the contents of the strategic plan yet outlines specific funding planned for the upcoming fiscal year.

2. Summary of the objectives and outcomes identified in the Plan Needs Assessment Overview

Over the ensuing five years, the City of Tempe anticipates achieving the following goals from the implementation of its HOME, CDBG and ESG programs:

- Assist about 250 low- and moderate- households with rental assistance which also fosters homeless prevention.
- Cultivate through acquisition with and without rehabilitation about 280 new affordable rental dwellings for low- and moderate- households.
- Assist up to 105 low- and moderate- owner households with needed housing rehabilitation.
- Foster the development of up to 25 new owner-occupied, affordable dwellings for low- and moderate- households.

- Assist up to 40 low- and moderate- households to purchase affordable dwellings.
- Assist up to 180 homeless persons through overnight shelter support in area facility/ies.
- Assist around 13 homeless persons/families via rapid re-housing and homeless prevention activities.
- Assist up to 5,000 homeless and 'at-risk' persons through city outreach, navigation, referral and case management endeavors.
- Assist up to 2,500 persons with city support to providers rendering public services. These services often include assistance to disabled, youth, frail elderly, victims of domestic violence and other with special needs.
- Assist up to 2,000 citizens through support to community facilities in areas comprised of low- and moderate- income households.
- Assist up to 300 citizens through support to community infrastructure in areas comprised of low- and moderate- income households.
- Foster the creation of 25 jobs for low- and moderate- income persons and assist up to 25 eligible businesses.

3. Evaluation of past performance

Over the prior five years (FY 2015-2019), the City of Tempe achieved the following outcomes from the implementation of its HOME and CDBG programs:

The City of Tempe has very effectively crafted and implemented programs funded through the Community Development Block Grant and HOME Investment Partnership Program for many years. Programs have varied on an annual basis, but typically entail successful endeavors to assist low- and moderate- income persons to execute needed housing rehabilitation, purchase affordable housing, access and fund needed rental assistance as well as undertake key outreach and navigation services to assist homeless persons as well as fund needed shelter and support services. In addition, such funding has provided target public services to low- and moderate- income Tempe citizens with special needs (i.e. elderly, victims of domestic violence, mentally and physically disabled persons, etc). Efforts have also included the development of needed affordable housing for low- and moderate income- owners and renters in addition to focused assistance to public facilities serving poor people. Finally, assistance also has been targeted to businesses generating jobs for poor people in addition to fostering business loans to those in need. The details associated with past performance may be found in the City's Consolidated Annual Performance and Evaluation Reports (CAPER) generated on an annual basis.

4. Summary of citizen participation process and consultation process

Pursuant to the Maricopa County Citizen Participation Plan, the City of Tempe conducted five public hearings. Four of such hearings were conducted from October to January 2020 to solicit input into the Consolidated and Annual Action Plans while the fifth was conducted in late April of 2020 after the 30-day public comment period to secure input/comments on the draft Consolidated and Annual Action Plans. In addition, two online surveys were executed from April of 2019 through early November 2019. On a combined basis, approximately up 950 respondents participated with up to 750 fully executed surveys eliciting citizen/stakeholder input on community needs and priorities for project/services funding during the associated planning periods. Goal setting was crafted considering the priorities generated. City Council input was also secured on a continuing basis during the late Fall of 2019 through the Spring of 2020 as well as community meetings held at Tempe Public Schools with parents from May of 2019 to September of 2019.

Additionally, Tempe conducted two additional public hearings on May 27, 2020 and June 11, 2020 to include the ESG-CV funds with a public comment period of May 4- 9, 2020. No comments were received.

5. Summary of public comments

All the comments received are attached to the plan during the community needs and priorities meetings for the Con Plan.

No comments were received from the public hearings.

6. Summary of comments or views not accepted and the reasons for not accepting them

Also refer to the documentation herein for a summary of comments or views not accepted and the reasons for not accepting them. This information predominantly relates to input and feedback secured when the plans were in draft and reviewed during the 30-day public comment process which commenced on March 16, 2020 and terminated on April 15, 2020 in addition to final Tempe City Council review and action on such. Additional 5-day comment period to include the ESG-CV funds was conducted on May 4-9, 2020.

7. Summary

Noted above, the Consolidated Plan and Annual Action Plan were developed through a process that included an extensive community involvement, community workshops, provider input, community surveys of up to 950 persons, a public review period and final City of Tempe Council action. on April 23, 2020 no comments were received from the public during the public review period.

The Process

PR-05 Lead & Responsible Agencies - 91.200(b)

1. Describe agency/entity responsible for preparing the Consolidated Plan and those responsible for administration of each grant program and funding source

The following are the agencies/entities responsible for preparing the Consolidated Plan and those responsible for administration of each grant program and funding source.

Agency Role	Name	Department/Agency
CDBG Administrator	TEMPE	Human Services Department
ESG Administrator	TEMPE	Human Services Department

Table 1– Responsible Agencies

Narrative

Consolidated Plan Public Contact Information

The two contacts for the Consolidated Plan in Tempe are: (1) Elizabeth Garcia, Neighborhood Revitalization Coordinator and (2) LeVon Lamy, Housing manager at the following location: City of Tempe Human Services Department, 3500 S Rural Rd., Suite 202, Tempe, AZ 85282, ph: 480/350-8961, fax: 480/858-7703 , tdd: 480/350-8913.

PR-10 Consultation - 91.100, 91.110, 91.200(b), 91.300(b), 91.215(I) and 91.315(I)

1. Introduction

The City of Tempe works with a wide variety of agencies, organizations, and service providers in an effort to bring various viewpoints to bear in the identification of local housing and service needs. Ongoing relationships focused on specific needs and targeted meetings designed to bring public input into the Consolidated Plan process are two of the ways that the City utilizes outside organizations in the consultation process. These organizations include the Tempe Salvation Army, the First United Methodist Church Urban Outreach Ministry, Tumbleweed Tempe Youth, Manna Food Bank, United Food Bank, Lutheran Social Ministries, and St. Vincent de Paul Conferences.

Provide a concise summary of the jurisdiction's activities to enhance coordination between public and assisted housing providers and private and governmental health, mental health and service agencies (91.215(I)).

The City of Tempe will continue working to enhance coordination between public and assisted housing providers as well as private and governmental health, mental health and service agencies. This will be accomplished using both formal and informal networks that bring together public, private and nonprofit housing and service providers. Tempe has several of successful groups and committees that currently work together to provide an effective delivery system for affordable housing production and services throughout the City. A variety of organizations, including the Housing Authority, Community Development Department, Tempe Community Council and nonprofit agencies, routinely collaborate on projects and participate in network meetings.

City of Tempe Fair Housing Coordinator is active in initiating educational and outreach programs to further fair housing. As required by HUD, the city completed its Fair Housing Plan, which consists of an Analysis of Impediments to Fair Housing, an Action Plan to address impediments and a system for maintaining records and fulfilling reporting requirements. The plan was developed in conjunction with applicable City departments and functions.

Describe coordination with the Continuum of Care and efforts to address the needs of homeless persons (particularly chronically homeless individuals and families, families with children, veterans, and unaccompanied youth) and persons at risk of homelessness

The City of Tempe continues to be an active participant in the regional Continuum of Care Activities. The Continuum of Care endeavors include directing year-round planning for homeless issues, submitting a cooperative HUD grant application, convening issue-oriented subcommittees and work groups, and taking a role in improved linkages with other key stakeholders. The City of Tempe Homeless Coordinator also participates on the Continuum of Care Rating and Ranking Committee; this committee

reviews and ranks the local applications that are submitted as part of the Maricopa County Continuum of Care HUD Application. The City of Tempe facilitates the Annual Homeless Street Count in Tempe and will continue to do so. The Homeless Coordinator works with city departments, including the Police Department and Parks and Recreation, local faith-based organizations and community residents to ensure that enough volunteers are participating to complete an accurate count.

Describe consultation with the Continuum(s) of Care that serves the jurisdiction's area in determining how to allocate ESG funds, develop performance standards and evaluate outcomes, and develop funding, policies and procedures for the administration of HMIS

The City of Tempe is an active participant on the Regional Continuum of Care Committee on Homelessness. This committee was created in 1999 to provide policy direction and leadership on homeless issues in Maricopa County. The Maricopa Association of Governments (MAG) created the Committee to better coordinate the activities of the Continuum of Care. The Committee's responsibilities include directing year-round planning for homeless issues, submitting a cooperative HUD grant application, convening issue-oriented subcommittees and work groups, and taking a role in improved linkages with other organizations.

2. Describe Agencies, groups, organizations and others who participated in the process and describe the jurisdictions consultations with housing, social service agencies and other entities

Table 2– Agencies, groups, organizations who participated

1	Agency/Group/Organization	Tempe Community Action Agency
	Agency/Group/Organization Type	Housing Services - Housing Services-Children Services-Elderly Persons Services-Persons with Disabilities Services-Victims of Domestic Violence Services-homeless Services-Education Services - Broadband Internet Service Providers Agency - Emergency Management
	What section of the Plan was addressed by Consultation?	Housing Need Assessment Homelessness Strategy Homeless Needs - Chronically homeless Homeless Needs - Families with children Homelessness Needs - Unaccompanied youth Non-Homeless Special Needs Anti-poverty Strategy
	How was the Agency/Group/Organization consulted and what are the anticipated outcomes of the consultation or areas for improved coordination?	Agency contacted via telephone interview to ascertain trends associated with agency perspectives on community affordable housing, homeless and public services needs going forward.
2	Agency/Group/Organization	NEWTOWN CDC
	Agency/Group/Organization Type	Housing Services - Housing Services-Education Services-Employment
	What section of the Plan was addressed by Consultation?	Housing Need Assessment Lead-based Paint Strategy Economic Development Market Analysis Anti-poverty Strategy
	How was the Agency/Group/Organization consulted and what are the anticipated outcomes of the consultation or areas for improved coordination?	Agency contacted via telephone interview to ascertain trends associated with agency perspectives on community affordable housing, homeless and public services needs going forward.

3	Agency/Group/Organization	Catholic Charities Community Services
	Agency/Group/Organization Type	Housing Services - Housing Services-Children Services-Elderly Persons Services-Persons with Disabilities Services-homeless Services-Health Services-Education
	What section of the Plan was addressed by Consultation?	Housing Need Assessment Homelessness Strategy Homeless Needs - Chronically homeless Homeless Needs - Families with children Homelessness Needs - Veterans Non-Homeless Special Needs Market Analysis Anti-poverty Strategy
	How was the Agency/Group/Organization consulted and what are the anticipated outcomes of the consultation or areas for improved coordination?	Agency contacted via telephone interview to ascertain trends associated with agency perspectives on community affordable housing, homeless and public services needs going forward.
4	Agency/Group/Organization	A New Leaf
	Agency/Group/Organization Type	Housing Services - Housing Services-homeless Services-Health Services-Employment
	What section of the Plan was addressed by Consultation?	Housing Need Assessment Homelessness Strategy Homeless Needs - Chronically homeless Homeless Needs - Families with children Economic Development Anti-poverty Strategy
	How was the Agency/Group/Organization consulted and what are the anticipated outcomes of the consultation or areas for improved coordination?	Agency contacted via telephone interview to ascertain trends associated with agency perspectives on community affordable housing, homeless and public services needs going forward.

5	Agency/Group/Organization	CenturyLink
	Agency/Group/Organization Type	Internet Providers
	What section of the Plan was addressed by Consultation?	Internet Availability & Usage
	How was the Agency/Group/Organization consulted and what are the anticipated outcomes of the consultation or areas for improved coordination?	Agency contacted via telephone to ascertain trends associated with internet availability and use in Tempe by low- and moderate- income households.
6	Agency/Group/Organization	Cox Communications
	Agency/Group/Organization Type	Internet Provider
	What section of the Plan was addressed by Consultation?	Internet availability & usage.
	How was the Agency/Group/Organization consulted and what are the anticipated outcomes of the consultation or areas for improved coordination?	Agency contacted via telephone to ascertain trends associated with internet availability and use in Tempe by low- and moderate- income households.
7	Agency/Group/Organization	Maricopa County Department of Emergency Management
	Agency/Group/Organization Type	Services - Broadband Internet Service Providers Agency - Emergency Management Other government - County
	What section of the Plan was addressed by Consultation?	Emergency/Environmental Mgm't
	How was the Agency/Group/Organization consulted and what are the anticipated outcomes of the consultation or areas for improved coordination?	Agency contacted via telephone to ascertain trends associated with environmental quality and emergency management in Tempe by low- and moderate- income households.

Identify any Agency Types not consulted and provide rationale for not consulting

Not applicable.

Other local/regional/state/federal planning efforts considered when preparing the Plan

Name of Plan	Lead Organization	How do the goals of your Strategic Plan overlap with the goals of each plan?
Continuum of Care	Maricopa County Homeless Continuum of Care	The goals of Tempe respond to the needs and priorities inherent in the Maricopa County Continuum of Care administered by the Maricopa Association of Governments.

Table 3– Other local / regional / federal planning efforts

Describe cooperation and coordination with other public entities, including the State and any adjacent units of general local government, in the implementation of the Consolidated Plan (91.215(l))

The City of Tempe works closely with its Housing Authority, other local communities and departments of the Maricopa County government in the provision of programs to address local issues covered by the Consolidated Plan.

Narrative

PR-15 Citizen Participation - 91.105, 91.115, 91.200(c) and 91.300(c)

1. Summary of citizen participation process/Efforts made to broaden citizen participation Summarize citizen participation process and how it impacted goal-setting

Pursuant to the Maricopa County Citizen Participation Plan, the City of Tempe conducted five, duly advertised, public hearings. Four of such hearings were conducted monthly from October 2019 to January, 2020 to solicit input into the Consolidated and Annual Action Plans while the fifth was conducted in late April of 2020 after the 30-day public comment period (March 16, 2020 to April 15, 2020) to secure input/comments on the draft Consolidated and Annual Action Plans. Of the initial four public hearings held, citizen attendance was only evident at the November 13, 2019 meeting. In addition, two online surveys were executed from April of 2019 through early November 2019. Several community meetings with parents at Tempe public schools conducted by city officials were held from May to September of 2019 to solicit input associated with community needs and priorities associated with the Consolidated and Annual Action Plans. City surveys were also completed at these meetings. On a combined basis, up to 950 respondents participated with up to 750 fully executed surveys eliciting citizen/stakeholder input on community needs and priorities for project/services funding during the associated planning periods. Goal setting was crafted considering the priorities generated. City Council input was also secured on a continuing basis during the late Fall of 2019 through the Spring of 2020 as well as from community meetings held at Tempe Public Schools with parents from May of 2019 to September of 2019.

Citizen Participation Outreach

Sort Order	Mode of Outreach	Target of Outreach	Summary of response/attendance	Summary of comments received	Summary of comments not accepted and reasons	URL (if applicable)
1	Public Hearing	Minorities Non-English Speaking - Specify other language: Spanish Persons with disabilities Non-targeted/broad community Residents of Public and Assisted Housing	A series of four public hearings were held to solicit input on the content of the Consolidated and Annual Action Plans from October of 2019 through January of 2020 (a fifth public hearing was undertaken in April of 2020 to secure input on the draft documents generated). Approximately 12 persons attended the November 13, 2019 public hearing while the others did not secure public attendance as a result of city advertisements.	The comments received are attached to the plan.		

Sort Order	Mode of Outreach	Target of Outreach	Summary of response/attendance	Summary of comments received	Summary of comments not accepted and reasons	URL (if applicable)
2	Public Meeting	Minorities Non-English Speaking - Specify other language: Spanish Non-targeted/broad community Parents at public schools.	Several public meetings with parents at Tempe public schools conducted by city officials were held from May to September of 2019 to solicit input associated with community needs and priorities associated with the Consolidated and Annual Action Plans. City surveys were also completed at these meetings.	The comments received are attached to the plan.		

Sort Order	Mode of Outreach	Target of Outreach	Summary of response/attendance	Summary of comments received	Summary of comments not accepted and reasons	URL (if applicable)
3	Newspaper Ad	Non-targeted/broad community	When the Consolidated and Annual Action Plans were generated in draft in the Spring of 2020, newspaper ads in addition to referrals to libraries and internet document hosting, were used to solicit review and comment on the draft Consolidated and Annual Action Plans.	The comments received are attached to the plan.		

Sort Order	Mode of Outreach	Target of Outreach	Summary of response/attendance	Summary of comments received	Summary of comments not accepted and reasons	URL (if applicable)
4	Internet Outreach	Minorities Non-English Speaking - Specify other language: Spanish Non-targeted/broad community Residents of Public and Assisted Housing	From April through November of 2019, two internet surveys were distributed to Tempe residents to secure information on community needs and priorities associated with the content of the Consolidated and Annual Action Plans. Of the approximate 950 surveys returned, about 75% were fully completed.	The comments received are attached to the plan.		

Sort Order	Mode of Outreach	Target of Outreach	Summary of response/attendance	Summary of comments received	Summary of comments not accepted and reasons	URL (If applicable)
5	City Council Input & Meetings	Non-targeted/broad community	From December, 2019 through May of 2020, three meetings were held with the Tempe City Council to inform them and secure input on priorities associated with the contents of the Consolidated and Annual Action Plans as well as their review, comment and formal adoption of such documents prior to submission to HUD.	Input reflected in the content of the COT Consolidated Plan and Annual Action Plan.		

Table 4– Citizen Participation Outreach

Needs Assessment

NA-05 Overview

Needs Assessment Overview

The primary source of data used in this needs assessment is the HUD Comprehensive Housing Affordability Strategy (CHAS) special census runs that incorporate HUD-specified criteria relating to housing needs, HUD-defined income limits (primarily 30, 50, and 80 percent of area median income) and household tenure. This needs analysis uses the latest eCon Planning Suite pre-populated data (2012-2016) compared with 2006 – '10 information.

The CHAS data noted herein indicates the number of renters and homeowners who experience housing problems (aka distress) based on income level. Households with problems would include either cost burden, overcrowding or the incidence of substandard dwellings. The sustained moderate growth of personal and household income since the great recession have focused distress in the lowest income categories regardless of housing tenure. On a numerical basis, the incidence of housing distress is most evident among renters earning less than 80% AMI. Since 2016, strong residential market conditions characterized by the significant growth in both rent rates and home purchase prices, have undoubtedly exacerbated housing distress in Tempe. The information contained herein has motivated, in part, the preparation of Tempe housing and community development priorities and both five- and one- year investment strategies. For both owners and renter households, also refer to the market information contained within MA-05.

Tempe Households By Tenure	2006 - 2010	2012 - 2016	Percent Change
Total Households	64,225	67,035	4.38%
Percent With Problems	39.26%	38.06%	na
Total Households With Problems	25,215	25,515	1.19%
Earning Less Than 30% AMI	6,980	7,890	13.04%
Earning From 30% to 50% AMI	5,275	5,945	12.70%
Earning From 50% to 80% AMI	6,875	6,705	-2.47%
Earning From 80% to 100% AMI	2,560	2,180	-14.84%
Earning > 100% AMI	3,525	2,795	-20.71%
Total Renter Households	34,215	39,585	15.69%
Percent With Problems	50.09%	49.05%	na
Total Renter Households With Problems	17,140	19,415	13.27%
Earning Less Than 30% AMI	5,680	6,595	16.11%
Earning From 30% to 50% AMI	4,375	4,930	12.69%
Earning From 50% to 80% AMI	4,970	5,310	6.84%
Earning From 80% to 100% AMI	1,295	1,320	1.93%
Earning > 100% AMI	820	1,260	53.66%
Total Owner Households	30,015	27,450	-8.55%
Percent With Problems	26.90%	22.20%	na
Total Owner Households With Problems	8,075	6,095	-24.52%
Earning Less Than 30% AMI	1,300	1,295	-0.38%
Earning From 30% to 50% AMI	900	1,015	12.78%
Earning From 50% to 80% AMI	1,905	1,395	-26.77%
Earning From 80% to 100% AMI	1,265	860	-32.02%
Earning > 100% AMI	2,705	1,535	-43.25%

Source: CHAS Data, US Dept. of HUD.

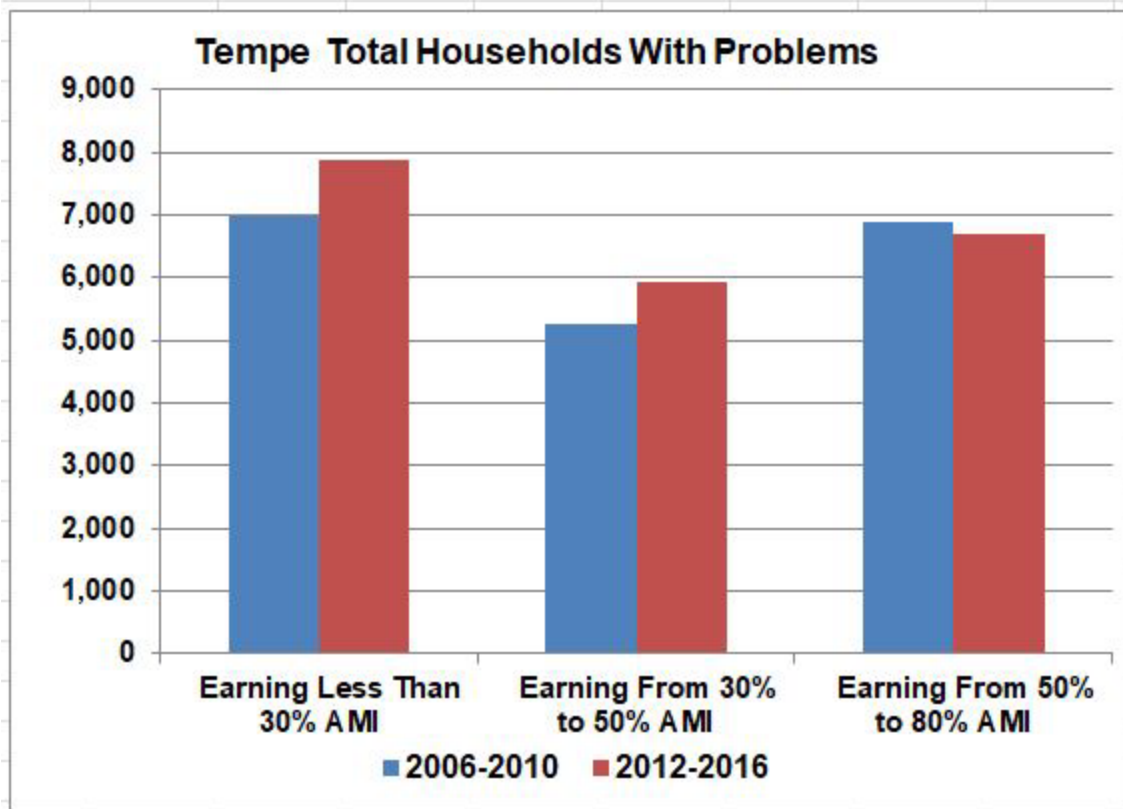


Chart 1

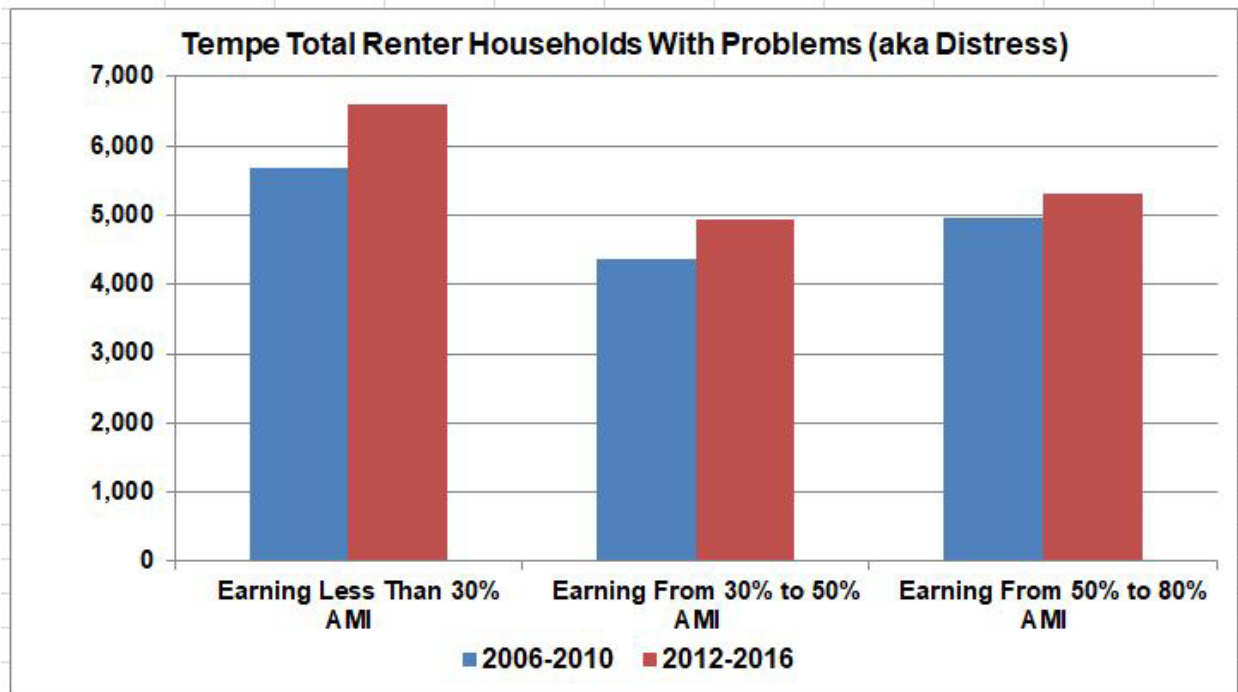


Chart 2

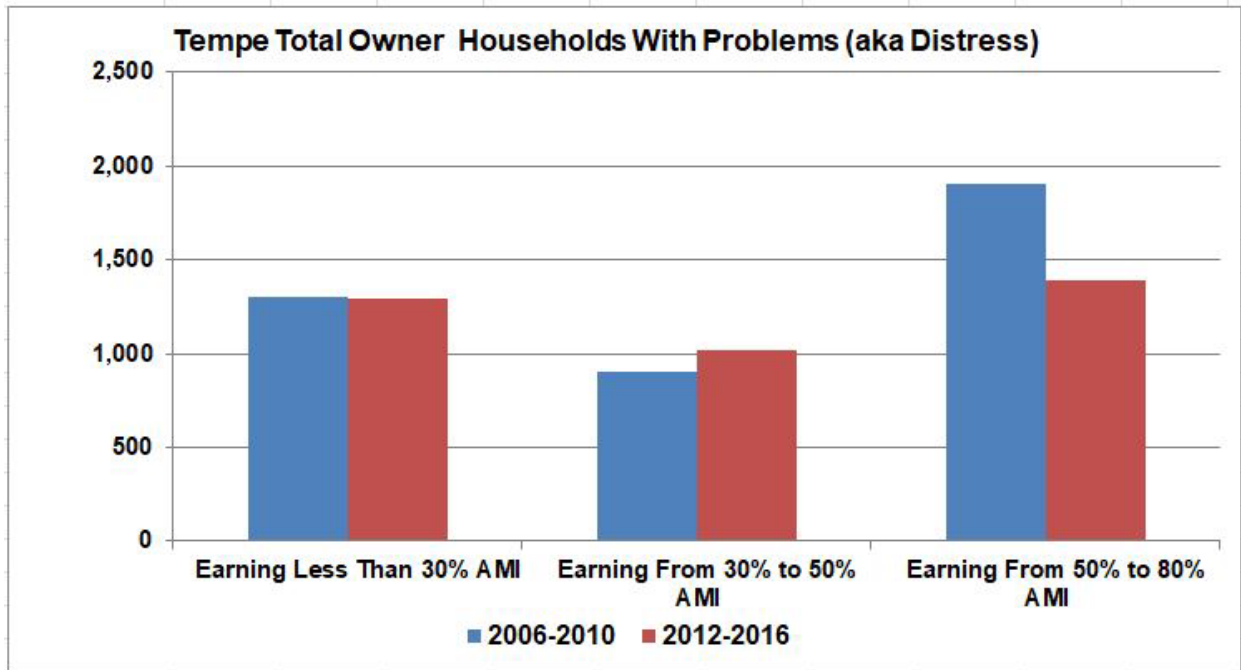


Chart 3

NA-40 Homeless Needs Assessment - 91.405, 91.205 (c)

Introduction:

In the City of Tempe, the number of unsheltered homeless persons in 2019 was 373, up from 276 in 2018. In addition, the unsheltered count of homeless persons in the East Valley has risen from about 250 in 2016 to 736 in 2019. The sheltered count of homeless persons in the East Valley has remained stable from about 663 in 2016 to 672 in 2019. The balance of the information provided is regional in nature for Maricopa County/Phoenix/Mesa Continuum of Care sources. Obviously, the incidence of homelessness is essentially regional in nature and most relevant. Also refer to the NA-40 template generated in the Maricopa HOME Consortia FY 2020-2024 Consolidated Plan which is made part of this report.

The federal McKinney-Vento Homeless Assistance Act of 1987, as amended by S.896 HEARTH Act of 2009, defines homelessness as:

- (1) an individual or family who lacks a fixed, regular, and adequate nighttime residence;
- (2) an individual or family with a primary nighttime residence that is a public or private place not designed for or ordinarily used as a regular sleeping accommodation for human beings, including a car, park, abandoned building, bus or train station, airport, or camping ground;
- (3) an individual or family living in a supervised publicly or privately-operated shelter designated to provide temporary living arrangements (including hotels and motels paid for by Federal, State, or local government programs for low-income individuals or by charitable organizations, congregate shelters, and transitional housing);
- (4) an individual who resided in a shelter or place not meant for human habitation and who is exiting an institution where he or she temporarily resided;
- (5) an individual or family who—

(A) will imminently lose their housing, including housing they own, rent, or live in without paying rent, are sharing with others, and rooms in hotels or motels not paid for by Federal, State, or local government programs for low-income individuals or by charitable organizations, as evidenced by—

(i) a court order resulting from an eviction action that notifies the individual or family that they must leave within 14 days;

(ii) the individual or family having a primary nighttime residence that is a room in a hotel or motel and where they lack the resources necessary to reside there for more than 14 days; or

(iii) credible evidence indicating that the owner or renter of the housing will not allow the individual or family to stay for more than 14 days, and any oral statement from an individual or family seeking homeless assistance that is found to be credible shall be considered credible evidence for purposes of this clause; (B) has no subsequent residence identified; and (C) lacks the resources or support networks needed to obtain other permanent housing; and

(6) unaccompanied youth and homeless families with children and youth defined as homeless under other Federal statutes who-- (A) have experienced a long term period without living independently in permanent housing, (B) have experienced persistent instability as measured by frequent moves over such period, and (C) can be expected to continue in such status for an extended period of time because of chronic disabilities, chronic physical health or mental health conditions, substance addiction, histories of domestic violence or childhood abuse.

Homeless Needs Assessment

Population	Estimate the # of persons experiencing homelessness on a given night		Estimate the # experiencing homelessness each year	Estimate the # becoming homeless each year	Estimate the # exiting homelessness each year	Estimate the # of days persons experience homelessness
	Sheltered	Unsheltered				
Persons in Households with Adult(s) and Child(ren)	46	1,710	0	0	0	0
Persons in Households with Only Children	38	0	0	0	0	0

Population	Estimate the # of persons experiencing homelessness on a given night		Estimate the # experiencing homelessness each year	Estimate the # becoming homeless each year	Estimate the # exiting homelessness each year	Estimate the # of days persons experience homelessness
	Sheltered	Unsheltered				
Persons in Households with Only Adults	257	1,932	0	0	0	0
Chronically Homeless Individuals	0	0	0	0	0	0
Chronically Homeless Families	0	0	0	0	0	0
Veterans	0	0	0	0	0	0
Unaccompanied Child	0	0	0	0	0	0
Persons with HIV	7	16	0	0	0	0

Table 5- Homeless Needs Assessment

Data Source Comments: 2018 Maricopa County/Phoenix/Mesa Point-In-Time Count

Indicate if the homeless population is: Has No Rural Homeless

If data is not available for the categories "number of persons becoming and exiting homelessness each year," and "number of days that persons experience homelessness," describe these categories for each homeless population type (including chronically homeless individuals and families, families with children, veterans and their families, and unaccompanied youth):

Estimates of homeless counts in Maricopa County vary. According to the 2019 Point In Time Homeless Report prepared by the Maricopa Regional Continuum of Care (CoC), it is estimated there were a total of 6,614 sheltered and unsheltered homeless persons drawn from the following facilities and status:

- 1,975 or 58% from Emergency shelters
- 1,406 or 41% from Transitional housing facilities
- 45 or less than 1% from Safe Haven
- 3,188 or 48% unsheltered

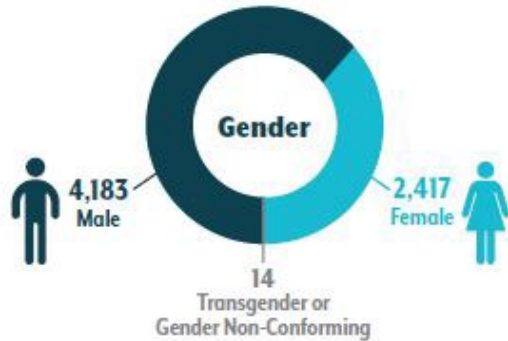
Nature and Extent of Homelessness: (Optional)

Race:	Sheltered:	Unsheltered (optional)
White	1,651	2,253
Black or African American	1,100	571
Asian	34	0
American Indian or Alaska Native	206	286
Pacific Islander	34	31
Ethnicity:	Sheltered:	Unsheltered (optional)
Hispanic	894	603
Not Hispanic	2,545	2,571

Data Source Comments: 2019 Maricopa County/Phoenix/Mesa Point-In-Time Count.

Demographics

The demographics of the PIT Count have been fairly **consistent** over time. These charts show data from the 2019 PIT Count.



For the 2019 PIT Count, 63% of the population experiencing homelessness identified as male, 37% identified as female, and less than 1% identified as either transgender or gender non-conforming. The proportion of gender has remained the same for the PIT Count throughout the years. The PIT Count has a larger proportion of the population identifying as male than Maricopa County's average of 49% from the U.S. Census Bureau's 2018 Population Estimates.



Over the years, the ethnic breakdown of the PIT Count has remained the same with a significant majority identifying as Non-Hispanic or Non-Latino; by race there has been a slight decrease in the White population and slight increase in Multiple Races. The 2019 PIT Count reported a differing racial makeup than Maricopa County. Census estimates for Maricopa County are as follows: White (83%); Black or African American (6%); Asian (5%); American Indian or Alaskan Native (3%); Native Hawaiian or Other Pacific Islander (0%); and Multiple Races (3%). The PIT population also has a higher percentage of people identifying as Non-Hispanic or Non-Latino compared to Maricopa County population estimates (69%).



The largest age group from the PIT Count is adults (age 25+), which accounted for 76% of the 2019 PIT population. Children (age 0-17) make up 17% of the population, while youth (age 18-24) make up only 7% of the count. The percentage of adults identified from the PIT Count has been increasing throughout the years, while the percentages of children and youth have been decreasing. The PIT Count has a higher percentage of adults than population estimates for Maricopa County (67%).

Source: Charts show data from the 2019 PIT Count; Maricopa County demographics from the U.S. Census Bureau, 2018 Population Estimates

2019 PIT Regional Homeless Demographics

Estimate the number and type of families in need of housing assistance for families with children and the families of veterans.

Articulated above, note the incidence of homelessness in 2018 on any given night of unsheltered persons regionally. In 2019, the volume of regional homeless families in need (currently in emergency or transitional facilities) of permanent housing was approximately 483 and has remained at about that level since 2017. Regionally, the number of veterans (self-reported) experiencing homelessness in the 2019 PIT count was 475 and has remained at that level since 2015. It is postulated that the incidence of veteran families in need is not high.

Describe the Nature and Extent of Homelessness by Racial and Ethnic Group

Refer to the enclosed chart for regional information relevant to Tempe.

Describe the Nature and Extent of Unsheltered and Sheltered Homelessness.

To reiterate as indicated above, in the City of Tempe, the number of unsheltered homeless persons in 2019 was 373, up from 276 in 2018. In addition, the unsheltered count of homeless persons in the East Valley has risen from about 250 in 2016 to 736 in 2019. The sheltered count of homeless persons in the East Valley has remained stable from about 663 in 2016 to 672 in 2019. Refer to the regional information noted above as well as to the NA-40 templated generated in the Maricopa HOME Consortia FY 2020-2024 Consolidated Plan which is made part of this report.

Discussion:

Factors which cause or contribute to homelessness in Maricopa County, Tempe and throughout the U.S. include, but are not limited to:

- The incidence and vulnerability of persons in severe poverty.
- Shortages of affordable housing (predominantly rental).

- The incidence and vulnerability of persons battered from domestic violence.
- The incidence and vulnerability of lower income persons plagued with chemical dependency.
- Combinations of the above.

NA-50 Non-Housing Community Development Needs - 91.415, 91.215 (f)

Describe the jurisdiction's need for Public Facilities:

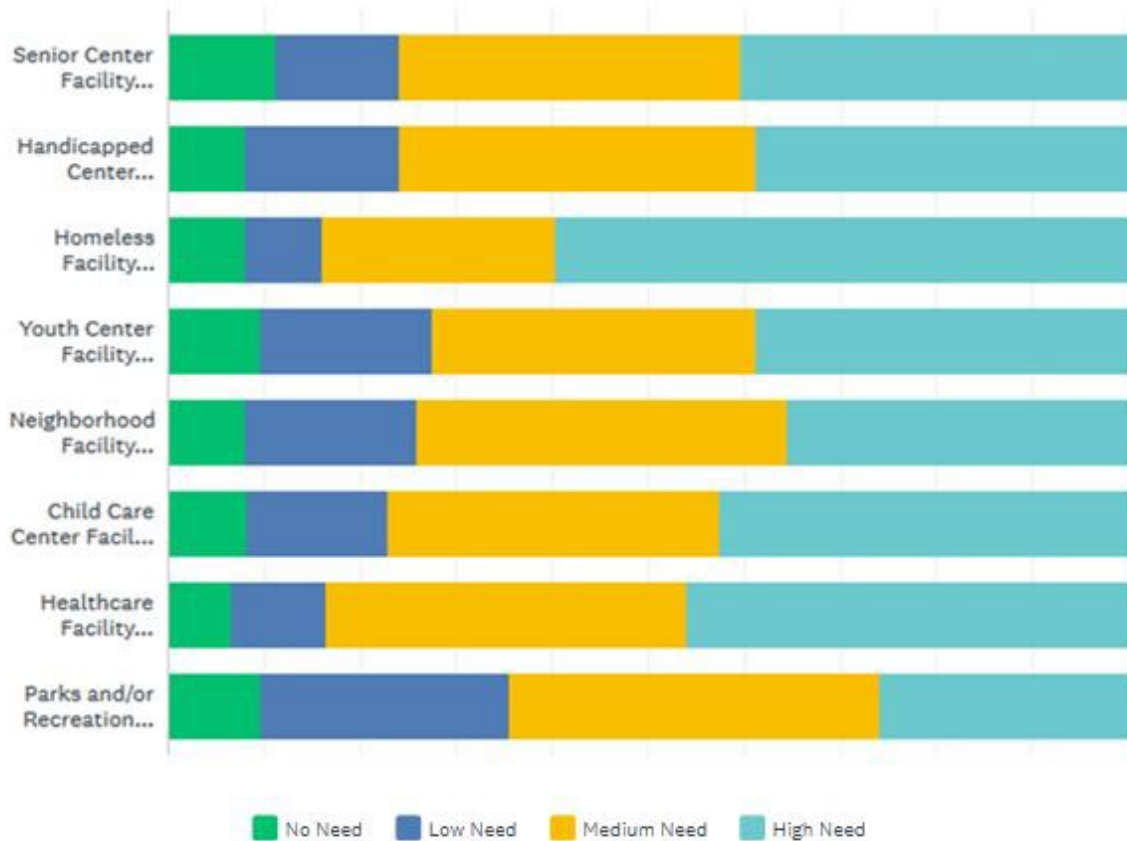
The need for public facilities are varied in Tempe and were evident from the internet survey results conducted in the Spring through Fall of 2019 as well as input from public hearings. The public facility results are noted on Table 1 enclosed. Generally, public survey results indicated a lower priority for public facilities. However, homeless facility improvement were at the very top of the priority list. These findings were generally reinforced by the community public input forums/interviews held.

How were these needs determined?

To reiterate, Tempe public facility needs were drawn from a focused internet survey conducted from the Spring through the Fall in 2019 in addition to public input forums/interviews held.

TABLE 1 PUBLIC FACILITIES TEMPE SURVEY RESULTS

Please note your perspectives on priorities for a wide array of general and specific community development needs and activities (please check only one box per row).



Describe the jurisdiction’s need for Public Improvements:

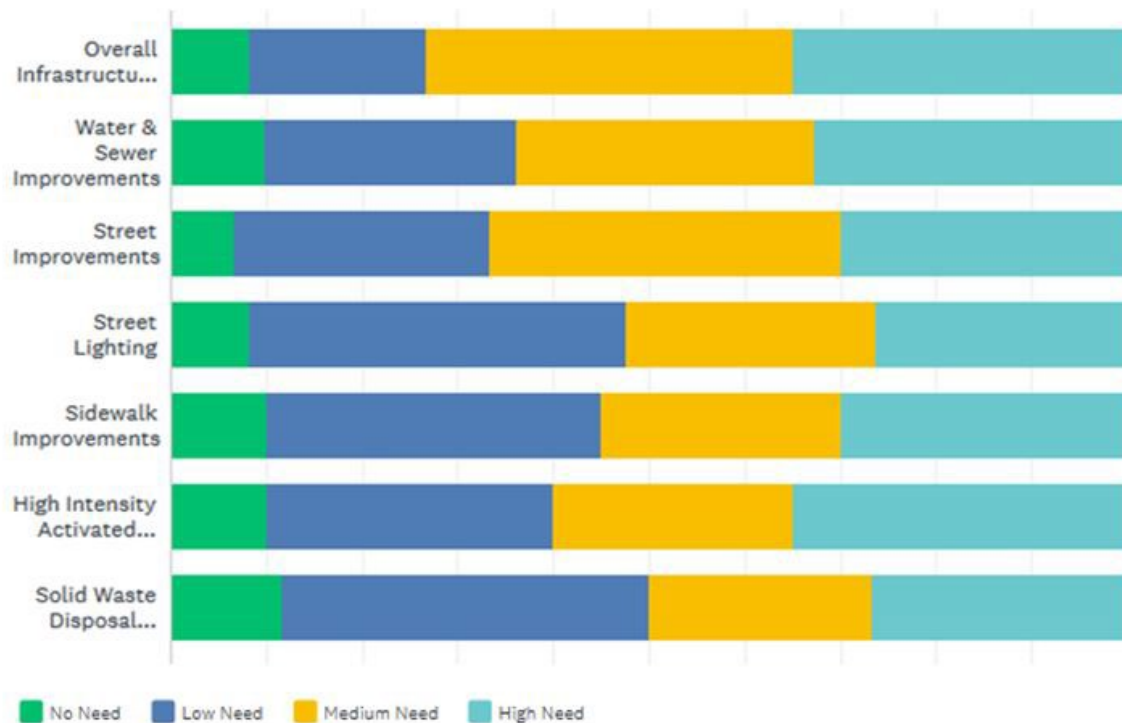
The need for public improvements are varied in Tempe and were evident from the internet survey results conducted in the Spring through Fall of 2019 as well as input from public hearings. The public improvement results are noted on Table 2 enclosed. Generally, public survey results indicated a lower priority for public improvements. Again, these findings were generally reinforced by the community public input forums/interviews held.

How were these needs determined?

To reiterate, Tempe public improvement needs were drawn from a focused internet survey conducted from the Spring through the Fall in 2019 in addition to public input forums held.

TABLE 2: PUBLIC IMPROVEMENTS TEMPE SURVEY RESULTS

Please note your perspectives on priorities for a wide array of general and specific community development needs and activities (please check only one box per row).



Describe the jurisdiction’s need for Public Services:

The need for public services are substantial and varied in Tempe and were derived from the internet survey results conducted in the Spring through Fall of 2019 as well as input from public hearings. The public services results are noted on Table 3 enclosed. A High level of need was assigned to senior, handicapped, housing counseling, childcare, mental health, substance abuse, battered spouses, legal,

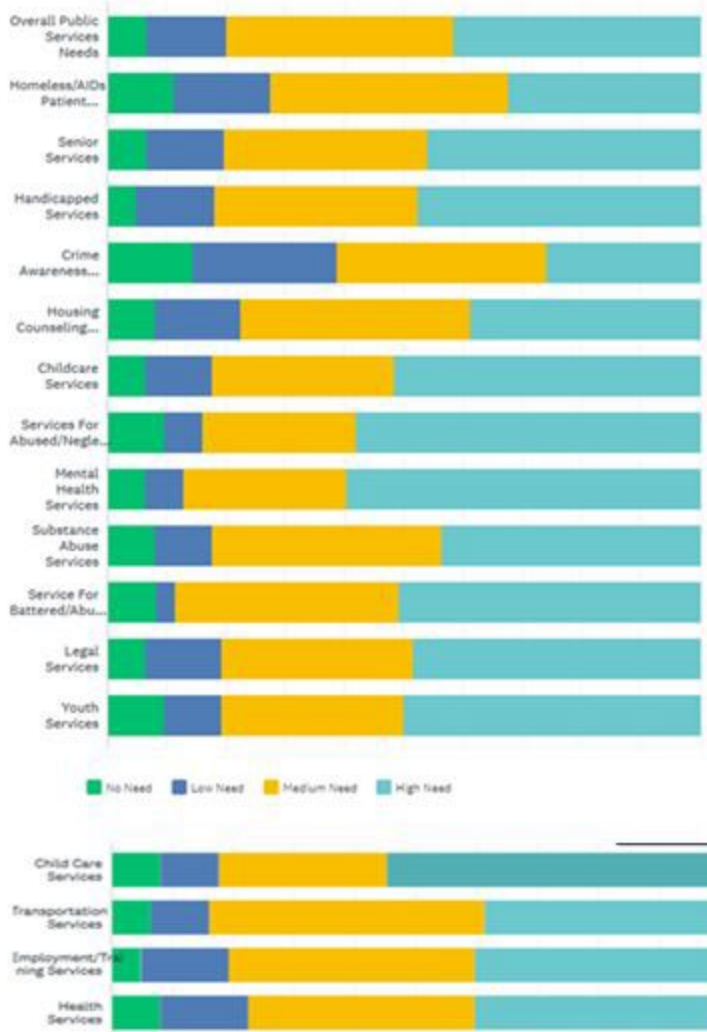
youth, employment/training, health, fair housing and landlord/tenant counseling public services, etc. These findings are generally reinforced by the community public input forums held.

How were these needs determined?

To reiterate, Tempe public services needs were drawn from a focused internet survey conducted from the Spring through the Fall in 2019 in addition to public input forums held and interviews.

TABLE 3 PUBLIC SERVICES TEMPE SURVEY RESULTS

Please note your perspectives on priorities for a wide array of general and specific community development needs and activities (please check only one box per row).



Based on the needs analysis above, describe the State's needs in Colonias

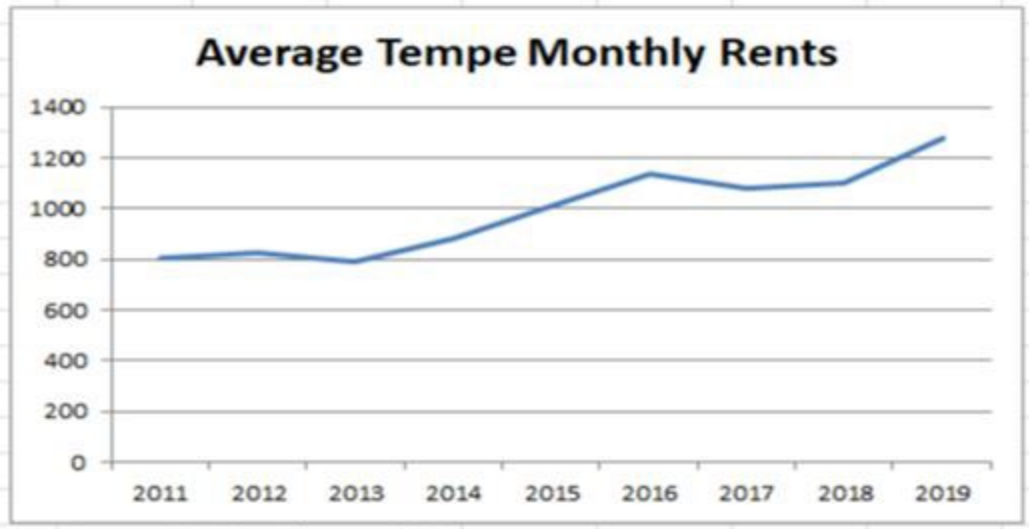
Housing Market Analysis

MA-05 Overview

Housing Market Analysis Overview:

Moderate levels of the growth in personal and household income since 2015 coupled with about a 40% increase in home purchase prices and 35% hike in rent levels are increasing housing affordability challenges for low- and moderate- income persons in Tempe. The sustained health of both the home purchase and rental markets portend the need for increasing numbers of affordable rentals and ownership opportunities. The Tempe rental market is quite healthy. Since 2015, average monthly rents have risen from about \$1,000 to approaching \$1,350 presently, accounting for about a 35% hike. As a result, the shortage of affordable rental units for households earning less than 50% AMI has only gotten substantively more severe since 2015.

The homeownership market in Tempe is also quite healthy and currently classified as a 'seller's market'. Drawn from Zillow.com, median home purchase pricing has risen from \$250,000 in 2015 to about \$350,000 presently, accounting for about a 40% increase. This valuation increase is aggravating the lack of affordable homes to Tempe citizens in the lower income brackets and simultaneously motivating increased demand for housing rehabilitation and affordable home purchase programmatic endeavors. Again, affordable home purchase opportunities have gotten more limited since the homeowner affordability chart enclosed was crafted. This valuation increase is aggravating the lack of affordable homes to Tempe citizens in the lower income brackets and simultaneously motivating increased demand for housing rehabilitation and affordable home purchase programmatic endeavors. Again, affordable home purchase opportunities have gotten more limited since the affordability chart enclosed was crafted.



Source: Rentjungle.com, 2019.

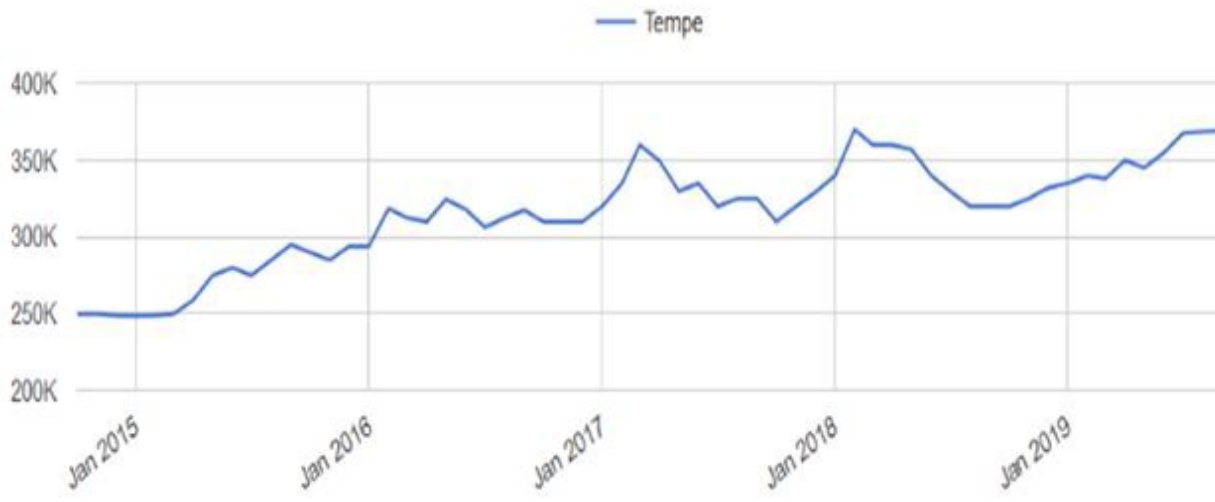
Average Tempe Monthly Rents

Mismatch in Rental Market, City of Tempe, 2015

Income Range	Income Limit	Max Affordable Rent	Renters		Rental Units		Rental Gap	Cumulative Gap
			Num.	Pct.	Num.	Pct.		
0 to 30% of AMI	\$17,010	\$ 425	8,586	21%	674	2%	(7,912)	(7,912)
30% to 50% of AMI	\$28,350	\$709	5,425	14%	4,742	11%	(684)	(8,595)
50% to 80% of AMI	\$45,300	\$1,133	7,404	18%	23,294	52%	15,890	7,295
80% to 120% of AMI	\$68,040	\$1,701	7,966	20%	11,800	27%	3,834	11,129
120% to 250% of AMI	\$141,750	\$3,544	8,286	21%	3,891	9%	(4,395)	6,734
250% or more of AMI	\$141,751+	\$3,544+	2,420	6%	75	0%	(2,345)	4,389
Total			40,087	100%	44,476	100%		

Source: 2015 5-year ACS and BBC Research & Consulting.

2015 Rent Mismatch



Tempe Median HOME Purchase Prices, 2015-2019

Affordability of Homes Listed/Sold in Tempe, Q3 2016 - Q2 2017.

Household Income by Percent of AMI	Upper Income Limit	Max Affordable Home Price	Total Homes Listed/Sold (Q316-Q217)		Type of Homes Listed/Sold (Q316-Q217)		Percent of Total that are Attached
			Num.	Pct.	Detached	Attached	
1-person household							
0 to 50% of AMI	\$22,050	\$82,758	4	0%	1	3	75%
50% to 80% of AMI	\$35,250	\$132,300	180	7%	12	168	93%
80% to 120% of AMI	\$52,920	\$198,618	472	18%	119	353	75%
120% to 250% of AMI	\$110,250	\$486,128	1,799	69%	1,466	333	19%
250% or more of AMI	no max	no max	134	5%	116	18	13%
			<u>2,589</u>	<u>100%</u>	<u>1,714</u>	<u>875</u>	<u>34%</u>
3-person household							
0 to 50% of AMI	\$28,350	\$106,403	51	2%	3	48	94%
50% to 80% of AMI	\$45,300	\$170,019	440	17%	52	388	88%
80% to 120% of AMI	\$68,040	\$255,366	848	33%	574	274	32%
120% to 250% of AMI	\$141,750	\$625,022	1,190	46%	1,032	158	13%
250% or more of AMI	no max	no max	60	2%	53	7	12%
			<u>2,589</u>	<u>100%</u>	<u>1,714</u>	<u>875</u>	<u>34%</u>

Note: The maximum affordable home prices assume a 30-year mortgage and an interest rate of 3.98 percent. Households earning less than 120 percent of AMI are modeled with a 10 percent downpayment and households earning more than 120 percent of AMI are modeled with a 20 percent downpayment. The estimates also incorporate property taxes, insurance and utilities (assumed to collectively account for 30% of the monthly payment); private mortgage insurance is also incorporated for households earning less than 120 percent AMI (assumed to account for an additional 5% of the monthly payment).

Source: HUD Income Limits, MLS data and BBC Research & Consulting.

Affordability Of Tempe Homes Listed/Sold, 2016-2017

MA-30 Homeless Facilities and Services - 91.410, 91.210(c)

Introduction

The information provided is regional in nature for Maricopa County/Phoenix/Mesa Continuum of Care sources. Obviously, the incidence of homelessness is essentially regional in nature and most relevant. Also refer to the MA-30 templated generated in the Maricopa HOME Consortia FY 2020-2024 Consolidated Plan which is made part of this report.

For the information requested below, per the the 2016 Maricopa County/Phoenix/Mesa Continuum of Care data, there were 709 chronically homeless persons... of which 296 were sheltered and 413 unsheltered. Also, were there 475 veterans and 387 unaccompanied youth counted in the 2019 Maricopa County/Phoenix/Mesa Continuum of Care (relevant to the table below).

Facilities Targeted to Homeless Persons

	Emergency Shelter Beds		Transitional Housing Beds	Permanent Supportive Housing Beds	
	Year Round Beds (Current & New)	Voucher / Seasonal / Overflow Beds	Current & New	Current & New	Under Development
Households with Adult(s) and Child(ren)	1,001	0	1,162	0	0
Households with Only Adults	1,329	0	700	0	0
Chronically Homeless Households	0	0	0	0	0
Veterans	0	0	0	0	0
Unaccompanied Youth	0	0	0	0	0

Table 6- Facilities Targeted to Homeless Persons

Data Source Comments:

2019 and 2016 Maricopa County/Phoenix/Mesa Continuum of Care. A '0' indicates info not available.

Describe mainstream services, such as health, mental health, and employment services to the extent those services are use to complement services targeted to homeless persons.

Mainstream services and endeavors in Tempe to address homelessness and those ‘at risk’ over the planning period include but are not limited to:

- The provision of case management, outreach, housing search and placement, legal services mediation and credit repair services to foster needed housing relocation and stabilization for clients.
- On an ongoing basis provide Community Action Agency programs through the Tempe CAP Agencies. These services include but are not limited to: utility payments and deposits, mortgage payments to prevent eviction, and first month’s rent payment and rental deposit payments for those who are homeless.
- Continue to facilitate access to the Healthcare For The Homeless Program through the Maricopa County Department of Public Health. This program provides health care services for homeless individuals and families throughout Maricopa County. It is provided through the delivery of quality health care to homeless people through street outreach, integrated primary care, mental health services, substance abuse services, case management, and nutrition services.
- Continue to render other outreach/prevention efforts.
- Execute homeless prevention and rapid re-housing support in addition to needed support services articulated herein.
- The continuing commitment by Tempe of HOME, ESG, CDBG, general fund and other local resources to support key emergency, transitional and permanent housing facilities in addition to needed support services for clients in or cycling through homelessness.
- Continuation of preferences for homeless persons (subject to verification) on the Tempe Section 8 Waiting List.
- Encourage Housing First programs that are enriched with comprehensive social services.
- Encourage the development and implementation of Housing First units for homeless individuals and families.
- Tempe shall continue to provide rental housing to people that are very low income (<30% Median Family Income) to prevent homelessness.
- Tempe shall continue to facilitate the Healthcare For The Homeless Program through the Maricopa County Department of Public Health. This program provides health care services for homeless individuals and families. It is provided through the delivery of quality health care to homeless people through street outreach, integrated primary care, mental health services, substance abuse services, case management, and nutrition services.

List and describe services and facilities that meet the needs of homeless persons, particularly chronically homeless individuals and families, families with children, veterans and their families, and unaccompanied youth. If the services and facilities are listed on screen SP-40 Institutional Delivery Structure or screen MA-35 Special Needs Facilities and Services, describe how these facilities and services specifically address the needs of these populations.

Tempe continues to embrace the ongoing commitment and efforts by the Maricopa Association of Governments (MAG) to strengthen the Continuum of Care process. The City will continue to actively participate in the regional continuum process spearheaded by MAG. Note the City priorities:

- Emergency Shelter Facilities - There continues to be a need to sustain emergency facilities serving homeless individuals, often beset by substance abuse, mental illness, HIV, inadequate discharge by the correctional system, or combinations thereof. Emergency shelter facilities are often regional in nature and thus a countywide focus is employed by the Maricopa HOME Consortium members. Priorities include needed supportive services, operations support and facility acquisition/rehabilitation.
- Transitional Shelter Facilities – There continues to be a need to sustain and produce transitional beds for individuals and families. The need for transitional facilities serving homeless individuals and families often beset by substance abuse, mental illness, HIV, other problems, or combinations thereof, represent both regional and Consortium service area needs. Support to be provided is subject to the unique and changing needs of providers with respect to operations assistance, supportive services and facility acquisition and/or rehabilitation.
- Permanent Supportive Housing - Current inventories of permanent supportive housing facilities like Single Room Occupancy (SRO) facilities within Tempe, but permanent housing with care are significant under federal leased housing activities like Shelter Plus Care and the Supportive Housing programs. Shelter provided with supportive services may be supported by Tempe subject to: (1) the degree to which activities foster the development of a long-term, cost-effective and reliable housing stock for clients in need coupled with appropriate services; (2) the cost-effective operation of the stock; and, (3) service models that maximize the ultimate self-sufficiency of clients.
- Prevention of Homelessness - In Tempe, this is addressed through short-term rental/foreclosure aid coupled with needed supportive services (employment and training, information and referral, crisis counseling, day care, etc.) and prevention efforts through the Emergency Solutions Grant (short to medium long term rental assistance, security and utility deposits and payments, etc.) for clients in need.

- Chronic Homelessness (for Sheltered and Unsheltered) - In order to assist persons who have been on the streets for a significant period of time, trust must be developed through consistent outreach efforts, and permanent housing with supportive services must be provided. Strategies to end chronic homelessness include: refining data collection; streamlining services and revising plans to be more adaptive to the needs of chronically homeless people; and increasing client engagement.
- Execute homeless prevention and rapid re-housing support in addition to needed support services articulated herein.

MA-45 Non-Housing Community Development Assets - 91.410, 91.210(f)

Introduction

Tempe is a top technology center in Arizona and a leading choice for major corporations. Major city initiatives focus on sustainability, quality of life, open data, performance metrics, and inclusivity. Key characteristics of the Tempe economic base and workforce are highlighted below:

- Centered in the Greater Phoenix Metropolitan Area
- 10 minutes from Phoenix Sky Harbor International Airport
- Median age is 28.1 years
- 42 percent of residents have Bachelor’s Degrees
- Tempe is an importer of employees – over 210,000 are employed in our city
- Tempe is 40 square miles
- Population of 182,000
- About 17,000 businesses are in TempeAn educated and technically-skilled workforce is the backbone of Tempe. 42 percent of our residents have a bachelor’s degree and with community partners such as ASU and UAT, graduates in the degrees you are looking for are always available.
- Tempe is an urban environment that prides itself on its connectivity, sustainability, and quality of life. With its diverse offerings for activity, entertainment, transportation, employment and workspace, the city leads the Valley with a dynamic sense of place.
- Tempe is situated in the central Southeast Valley, 10 minutes from Phoenix Sky Harbor Airport and crisscrossed by five freeways as well as public transit options. Its unique location makes it close to everything and very easy to get to from anywhere else in the Valley.
- The City has strong representation in various high-tech industries, specifically Advanced Business Services, Advanced Manufacturing, Biotechnology and Healthcare, and Advanced Technologies. We are a leader in Class A office space and high technology office parks.

Economic Development Market Analysis

Business Activity

Business by Sector	Number of Workers	Number of Jobs	Share of Workers %	Share of Jobs %	Jobs less workers %
Agriculture, Mining, Oil & Gas Extraction	287	255	0	0	0

Business by Sector	Number of Workers	Number of Jobs	Share of Workers %	Share of Jobs %	Jobs less workers %
Arts, Entertainment, Accommodations	9,825	15,863	17	11	-6
Construction	2,897	10,483	5	7	2
Education and Health Care Services	9,979	15,743	17	11	-6
Finance, Insurance, and Real Estate	7,225	23,046	12	16	4
Information	1,831	4,800	3	3	0
Manufacturing	5,069	16,784	9	12	3
Other Services	2,149	3,693	4	3	-1
Professional, Scientific, Management Services	6,071	18,232	10	13	3
Public Administration	0	0	0	0	0
Retail Trade	8,243	19,838	14	14	0
Transportation and Warehousing	2,460	4,239	4	3	-1
Wholesale Trade	2,897	8,587	5	6	1
Total	58,933	141,563	--	--	--

Table 7 - Business Activity

Data Source: 2011-2015 ACS (Workers), 2015 Longitudinal Employer-Household Dynamics (Jobs)

Labor Force

Total Population in the Civilian Labor Force	100,465
Civilian Employed Population 16 years and over	93,095
Unemployment Rate	7.34
Unemployment Rate for Ages 16-24	20.24
Unemployment Rate for Ages 25-65	4.95

Table 8 - Labor Force

Data Source: 2011-2015 ACS

Occupations by Sector	Number of People
Management, business and financial	27,395
Farming, fisheries and forestry occupations	5,199
Service	9,170
Sales and office	24,765
Construction, extraction, maintenance and repair	4,350
Production, transportation and material moving	3,513

Table 9 – Occupations by Sector

Data Source: 2011-2015 ACS

Travel Time

Travel Time	Number	Percentage
< 30 Minutes	66,850	77%
30-59 Minutes	17,810	20%
60 or More Minutes	2,705	3%
Total	87,365	100%

Table 10 - Travel Time

Data Source: 2011-2015 ACS

Education:

Educational Attainment by Employment Status (Population 16 and Older)

Educational Attainment	In Labor Force		Not in Labor Force
	Civilian Employed	Unemployed	
Less than high school graduate	4,330	295	1,960
High school graduate (includes equivalency)	9,230	789	3,170

Educational Attainment	In Labor Force		Not in Labor Force
	Civilian Employed	Unemployed	
Some college or Associate's degree	21,695	1,775	4,620
Bachelor's degree or higher	29,450	1,295	5,030

Table 11 - Educational Attainment by Employment Status

Data Source: 2011-2015 ACS

Educational Attainment by Age

	Age				
	18–24 yrs	25–34 yrs	35–44 yrs	45–65 yrs	65+ yrs
Less than 9th grade	185	765	795	933	754
9th to 12th grade, no diploma	2,035	1,668	645	1,789	890
High school graduate, GED, or alternative	7,005	4,560	3,165	5,465	3,445
Some college, no degree	25,425	8,810	3,950	8,485	3,665
Associate's degree	2,320	2,730	1,790	2,330	910
Bachelor's degree	5,990	9,590	4,415	8,130	2,735
Graduate or professional degree	555	4,575	3,030	6,075	2,880

Table 12 - Educational Attainment by Age

Data Source: 2011-2015 ACS

Educational Attainment – Median Earnings in the Past 12 Months

Educational Attainment	Median Earnings in the Past 12 Months
Less than high school graduate	55,945
High school graduate (includes equivalency)	68,640
Some college or Associate's degree	73,333
Bachelor's degree	111,048
Graduate or professional degree	143,755

Table 13 – Median Earnings in the Past 12 Months

Based on the Business Activity table above, what are the major employment sectors within your jurisdiction?

The top employment sectors for both jobs and employees with Tempe include (1) Arts/Entertainment/Accommodations, (2) Education and Healthcare, (3) Retail, (4) Finance, Insurance and Real Estate and (5) Professional/Scientific/Management. Combined, these sectors account for 65% to 70% of jobs and employment activity.

Describe the workforce and infrastructure needs of the business community:

When we compare the share of jobs versus workers in Tempe, some imbalances were evident. It appears there is a need for employees in finance/Insurance/Real Estate, construction, manufacturing and Professional/Scientific/Management as they are currently being imported from other areas, while employees in Arts/Entertainment/Accommodations, Education and Health Care, Other services and Transportation are being exported outside the jurisdiction. The Transportation and Warehousing are being exported outside the jurisdiction. The infrastructure needs of the business community include quality educational, healthcare, residential and transportation facilities in Tempe, abundant access to business capital for fixed assets and working capital, effective and focused employment and training programs in the region, a ready supply of commercial, retail and industrial facilities and vacant land, reasonable tax rates and effective support/financing opportunities and technical assistance for small business startup, operations and expansion.

Describe any major changes that may have an economic impact, such as planned local or regional public or private sector investments or initiatives that have affected or may affect job and business growth opportunities during the planning period. Describe any needs for workforce development, business support or infrastructure these changes may create.

How do the skills and education of the current workforce correspond to employment opportunities in the jurisdiction?

Imbalances in the labor market were discussed earlier in this section. The 4,625 workers or unemployed with only a High School education, or lacking such, need employment and training support to access quality employment opportunities going forward. Varying types of support may be needed for the nearly 14,780 individuals (long-term unemployed) simply not in the labor force.

Describe any current workforce training initiatives, including those supported by Workforce Investment Boards, community colleges and other organizations. Describe how these efforts will support the jurisdiction's Consolidated Plan.

Tempe's Achieve 65 program is focused on facilitating post-secondary achievement for 65 percent of Tempe's residents.

Does your jurisdiction participate in a Comprehensive Economic Development Strategy (CEDS)?

No

If so, what economic development initiatives are you undertaking that may be coordinated with the Consolidated Plan? If not, describe other local/regional plans or initiatives that impact economic growth.

Tempe will continue to generate Economic Development Strategies as needed and desired. While Tempe does not have a CEDS strategy funded by the U.S. Economic Development Administration but instead has other economic development plan/s. Tempe will continue to strategically commit CDBG and other resources for focused infrastructure, public improvements, business support, public services and other needed eligible activities to induce and sustain economic development within the jurisdiction. Drawn from the initial online survey conducted during the Spring to Fall of 2019, the economic development needs/priorities identified are presented in the enclosed chart.

Discussion

As indicated throughout this section, the City of Tempe is doing exceptionally well in fostering economic development within its corporate limits. As/if needed, the Tempe City Council may commit CDBG resources for economic development initiatives benefitting low- and moderate-income persons during FY 2020-2024.

CITY OF TEMPE ECONOMIC DEVELOPMENT PRIORITY SURVEY RESULTS

	NO NEED	LOW NEED	MEDIUM NEED	HIGH NEED	TOTAL
Overall Economic Development Needs	9.84% 6	29.51% 18	26.23% 16	34.43% 21	61
Commercial/Industrial Infrastructure Development	13.33% 8	31.67% 19	33.33% 20	21.67% 13	60
Neighborhood Economic Development	13.11% 8	22.95% 14	36.07% 22	27.87% 17	61
Business Facade Renovation/External Code Repairs	18.64% 11	37.29% 22	22.03% 13	22.03% 13	69
Economic Development Assistance to For Profit Entities	28.81% 17	32.20% 19	15.25% 9	23.73% 14	69
Economic Development Technical Assistance	18.64% 11	42.37% 25	18.64% 11	20.34% 12	69
Micro-Enterprise Assistance/Incubators	17.24% 10	43.10% 25	22.41% 13	17.24% 10	68
Business Loans	18.64% 11	27.12% 16	32.20% 19	22.03% 13	69
Business Collateral Loans	22.41% 13	36.21% 21	22.41% 13	18.97% 11	68

Tempe Survey Economic Development Results

MA-50 Needs and Market Analysis Discussion

Are there areas where households with multiple housing problems are concentrated? (include a definition of "concentration")

Drawing from CPD Maps, refer to the following geographic information which presents areas in Tempe that include concentrations of extremely-low (earning less than 30% AMI), low-income (earning 30 to 50% of AMI) and moderate income (earning 50 to 80% AMI) households with at least one of severe housing problems (overcrowding, cost burden or substandard housing). Concentrations of severe housing problems are defined as the top two highest percentage concentrations drawn from the legends of each of the three maps enclosed.

Are there any areas in the jurisdiction where racial or ethnic minorities or low-income families are concentrated? (include a definition of "concentration")

Consistent with HUD guidelines, the R/ECAP areas below are regions in Tempe where racial or ethnic minorities or low-income families are concentrated. R/ECAP areas are census tracts where more than half the population is non-White and 40% or more of the population is in poverty OR where the poverty rate is greater than three times the average poverty rate in the area (with revisions to these formula for non-urban areas). This designation is derived from HUD AFH standards. The purple tracts are the R/ECAP regions in Tempe.

What are the characteristics of the market in these areas/neighborhoods?

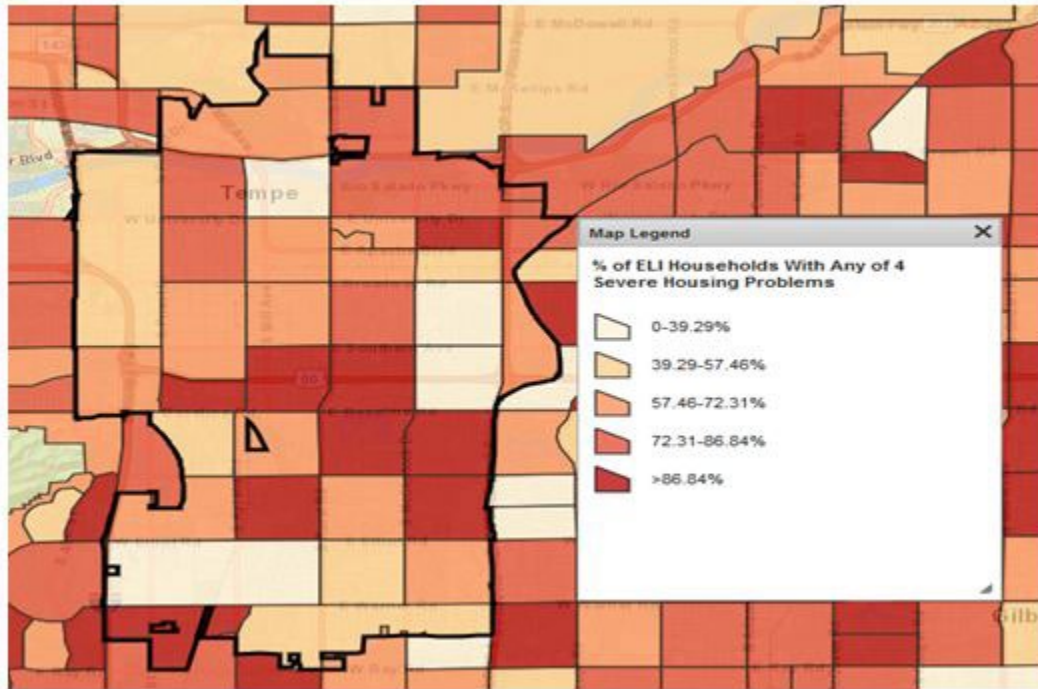
Markets in minority concentrated areas tend to be characterized by lower rent and home purchase levels with areas comprised of some mobile and manufactured dwellings. The R/ECAP areas in Tempe often contain regions with significant retail, other commercial and industrial facilities interspersed with some older, distressed residential and other areas being redeveloped. Refer to the [FY 2020-FY 2024 Maricopa County Regional Analysis of Impediments To Fair Housing Choice](#) and [City of Tempe FY 2020-FY 2024 Analysis of Impediments To Fair Housing Choice](#).

Are there any community assets in these areas/neighborhoods?

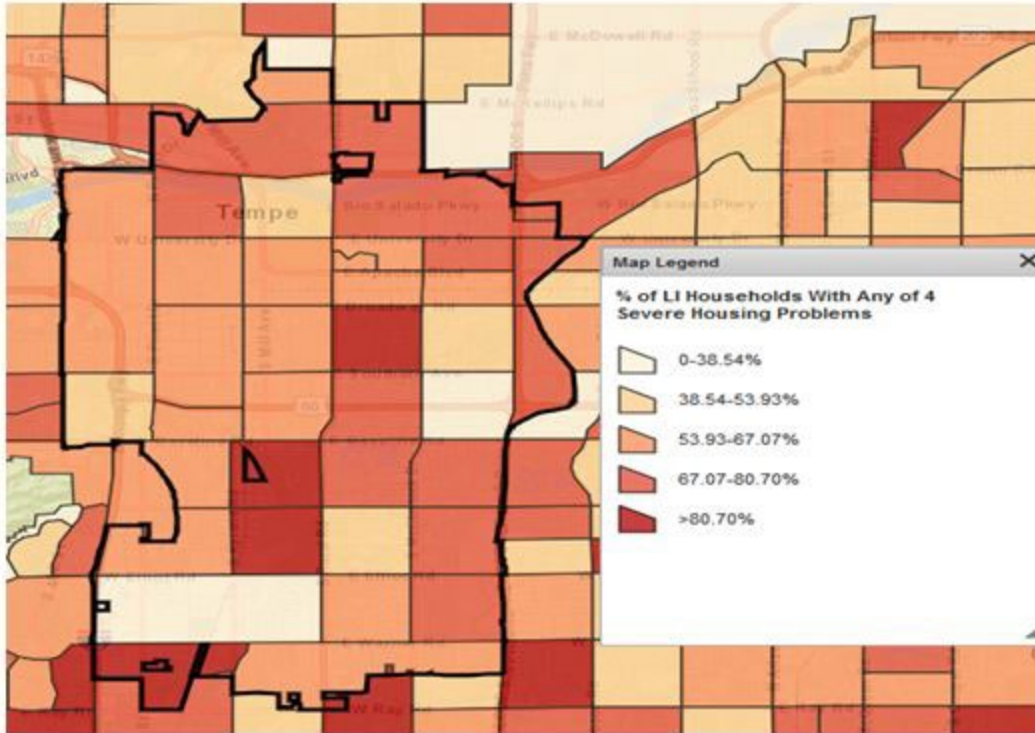
The major assets in the Tempe R/ECAP areas include significant employment opportunities in retail, other commercial and some industrial notwithstanding municipal and other area amenities that include beneficial transportation access, educational facilities, healthcare and other neighborhood redevelopment/revitalization assets. Refer to the [FY 2020-FY 2024 Maricopa County Regional Analysis of Impediments To Fair Housing Choice](#) and [City of Tempe FY 2020-FY 2024 Analysis of Impediments To Fair Housing Choice](#).

Are there other strategic opportunities in any of these areas?

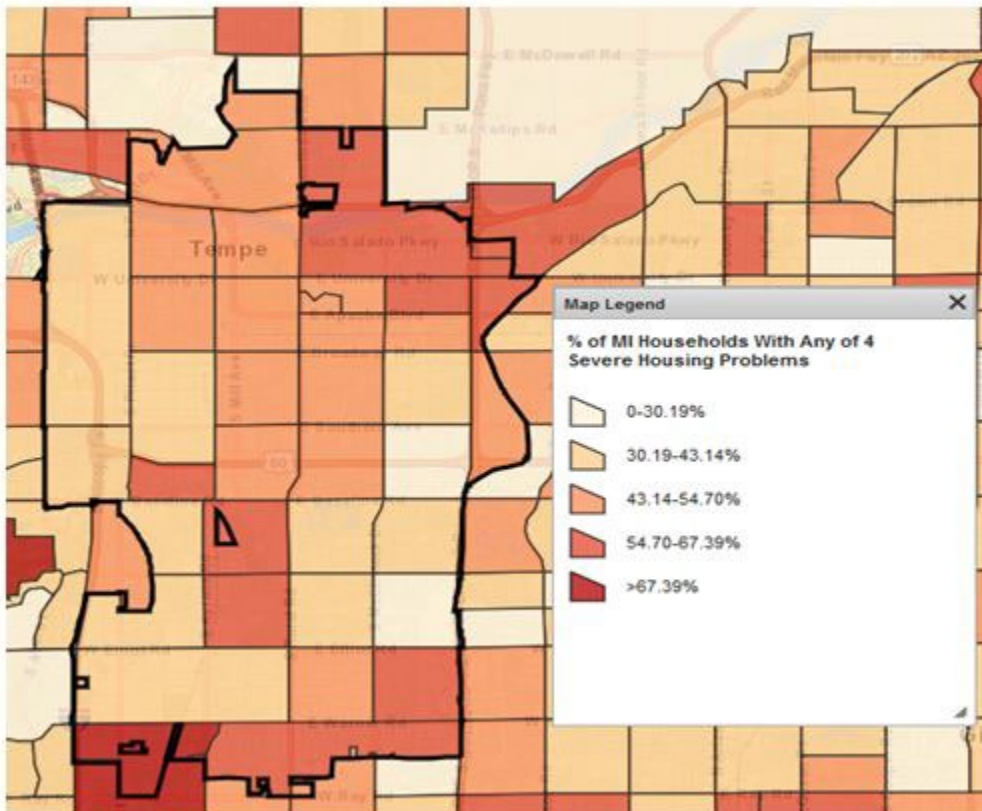
Other strategic opportunities are again relevant to individual concentrated neighborhoods throughout Tempe. Other strategic opportunities include the availability of active neighborhood organizations and activists, the incidence of community-minded Housing Ownership Organizations/Property Ownership Organizations (HOAs/POAs) and the volume of public and non-profit services, revitalization resources and targeted local investment, etc. To reiterate, refer to the [FY 2020-FY 2024 Maricopa County Regional Analysis of Impediments To Fair Housing Choice](#) and [City of Tempe FY 2020-FY 2024 Analysis of Impediments To Fair Housing Choice](#).



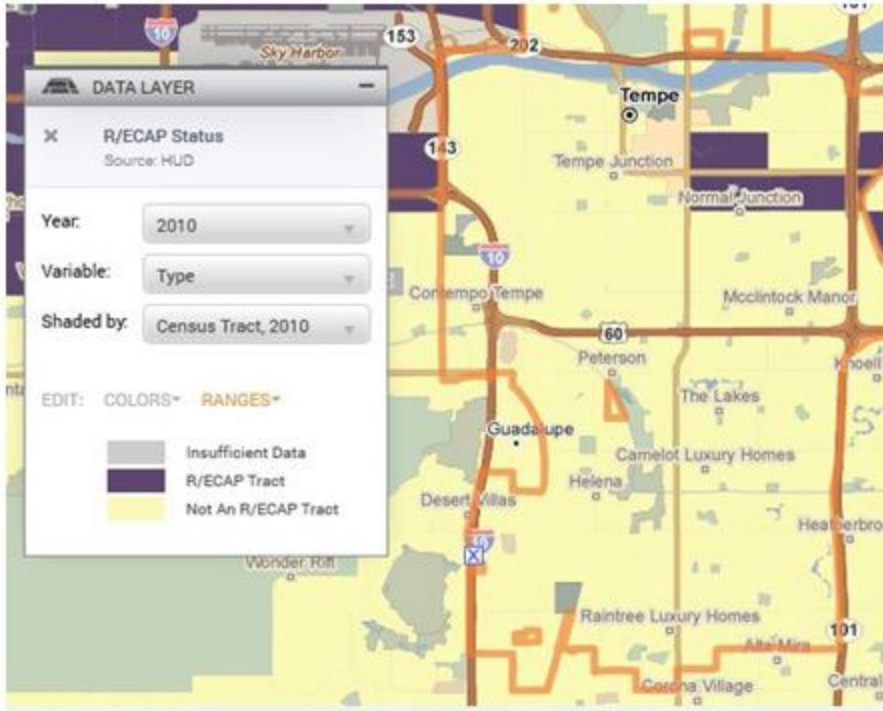
Extremely Low Income Tempe Households With Problems



Low Income Tempe Households With Problems



Moderate Income Tempe Households With Problems



Tempe Concentrations Of Racial/Ethnic Minorities (R/ECAPS)

MA-60 Broadband Needs of Housing occupied by Low- and Moderate-Income Households - 91.210(a)(4), 91.310(a)(2)

Describe the need for broadband wiring and connections for households, including low- and moderate-income households and neighborhoods.

The City of Tempe encourages landlords participating in its rental subsidy programs, LIHTC assisted properties and rental other housing it assists to foster access to available broadband wiring and connections. The same is germane to ownership housing supported.

Describe the need for increased competition by having more than one broadband Internet service provider serve the jurisdiction.

In Maricopa County, the primary providers of broadband internet are Cox Communications, Inc and Centurylink. Secondary providers include satellite tv providers and others notwithstanding cell service providers (not broadband wiring connections). More wired, broadband providers are always encouraged by the City of Tempe to foster competition. Refer to PR-10 for input secured (cox and centurylink) on the topic.

MA-65 Hazard Mitigation - 91.210(a)(5), 91.310(a)(3)

Describe the jurisdiction's increased natural hazard risks associated with climate change.

The predominant natural hazard risks associated with climate change in the sonoran desert in Maricopa County include increasingly warmer temperatures and possible increasing rains to date. As a result, all dwelling assisted by the City of Tempe incorporate effective heating/cooling systems and rain/flood management mitigation where applicable.

Describe the vulnerability to these risks of housing occupied by low- and moderate-income households based on an analysis of data, findings, and methods.

As noted above, Tempe presently and will continue to commit efforts to prevent and mitigate the vulnerability of both low- and moderate- income households to the prospective adverse affects of climate change through the programmatic endeavors noted above and ordinances as/if needed. Low- and moderate- income households are scattered throughout Tempe in addition to some areas of concentration. Concentrations do not evidence inordinate risk to date. Refer to PR-10 for input secured (Maricopa County Emergency Mgm't/Environmental Quality) on the topic.

Strategic Plan

SP-05 Overview

Strategic Plan Overview

The Strategic Plan articulates the focus Tempe will undertake regarding the distribution of the Community Development Block Grant (CDBG) and HOME funding for the next five years. The priorities listed have been established through consultation with service providers and stakeholders and findings of a community survey that was conducted from the Spring through the Fall in 2019 for the Consolidated Plan and Action Plan. Pursuant to federal regulations, some of the activities included will be targeted to individual households who qualify for the programs according to their income status (individual benefit) while others are directed toward particular areas within Tempe where 51 percent of the population of a given census tract have median incomes below 80 percent of the area median income (area benefit). Note that the City's goals and objectives are summarized in Section SP-45. Presently, virtually all of Tempe's programs are based specific client CDBG eligibility.

SP-10 Geographic Priorities - 91.415, 91.215(a)(1)

Geographic Area

Table 14 - Geographic Priority Areas

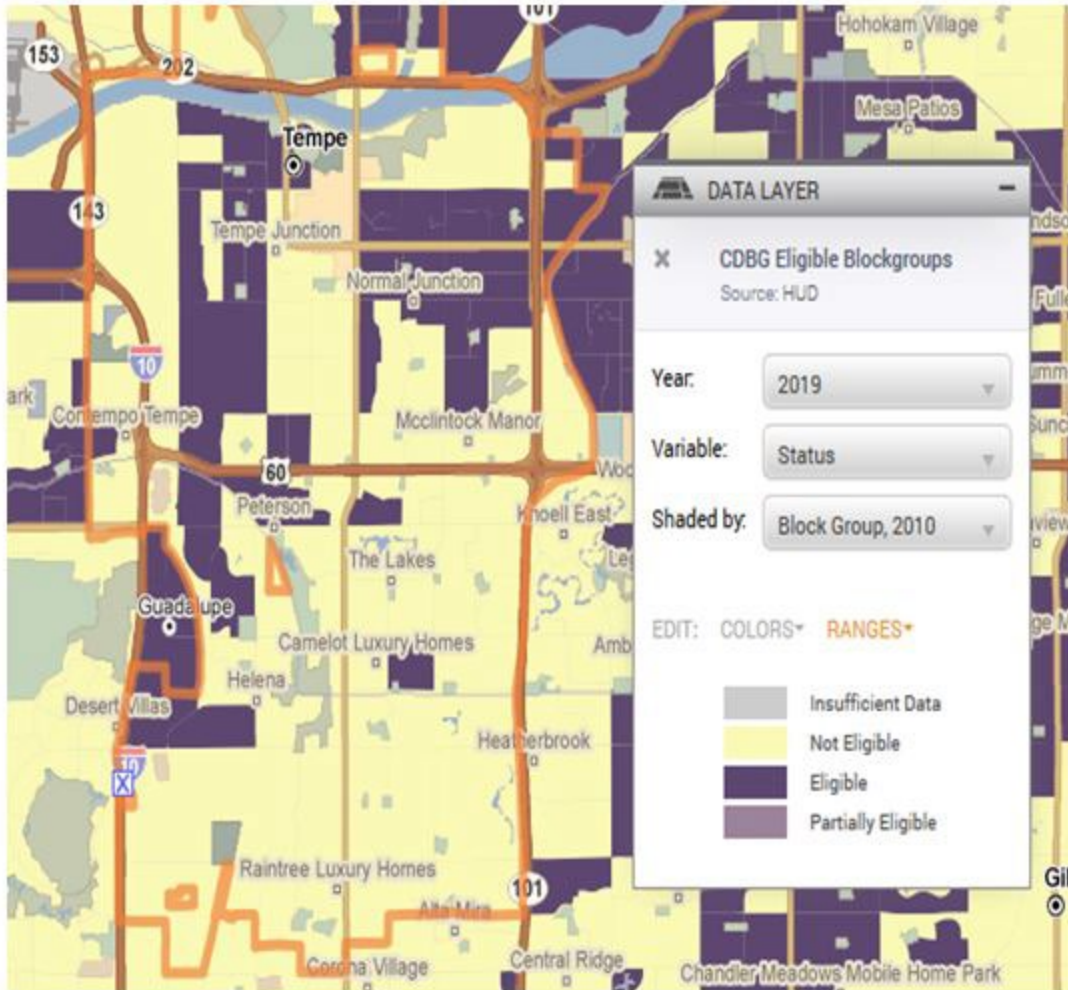
1	Area Name:	CDBG Eligible Areas
	Area Type:	Areas for area benefit.
	Other Target Area Description:	Areas for area benefit.
	HUD Approval Date:	
	% of Low/ Mod:	
	Revital Type:	
	Other Revital Description:	
	Identify the neighborhood boundaries for this target area.	
	Include specific housing and commercial characteristics of this target area.	
	How did your consultation and citizen participation process help you to identify this neighborhood as a target area?	
	Identify the needs in this target area.	
	What are the opportunities for improvement in this target area?	
	Are there barriers to improvement in this target area?	
2	Area Name:	Citywide
	Area Type:	Areas eligible for individual benefit.
	Other Target Area Description:	Areas eligible for individual benefit.
	HUD Approval Date:	
	% of Low/ Mod:	
	Revital Type:	
	Other Revital Description:	
	Identify the neighborhood boundaries for this target area.	
Include specific housing and commercial characteristics of this target area.		

How did your consultation and citizen participation process help you to identify this neighborhood as a target area?	
Identify the needs in this target area.	
What are the opportunities for improvement in this target area?	
Are there barriers to improvement in this target area?	

General Allocation Priorities

Describe the basis for allocating investments geographically within the state

Investments will be committed pursuant to input secured from citizens, stakeholders and providers as well as to programmatic opportunities and client reactions to funding availability. While rehabilitation programs may be targeted to local target areas or based on specific benefits to low-income households. Public services will be offered in low-income regions and/or qualified Tempe citizens. Note the CDBG eligible Blockgroups for 2019 from policymap.com in the chart enclosed. Presently, virtually all of Tempe CDBG programs are committed based on individual client eligibility. The City of Tempe has elected not to allocate resources geographically but instead based on client eligibility under the CDBG and ESG programs.



Tempe CDBG Eligible Areas

SP-25 Priority Needs - 91.415, 91.215(a)(2)

Priority Needs

Table 15 – Priority Needs Summary

1	Priority Need Name	Affordable Rental Housing Assistance For Tenants.
	Priority Level	High
	Population	Extremely Low Low Moderate Large Families Families with Children Elderly
	Geographic Areas Affected	Areas eligible for individual benefit.
	Associated Goals	Tenant Based Rental Assistance Homeless Prevention/Eviction Intervention. CV CARES ACT
	Description	Rental subsidy support predominantly for households earning less than 50% AMI. The most recent needs evident from CHAS data indicates the 11,525 renters in need earning less than 50% AMI have risen by 15% since 2010. Tempe is able to assist only a portion those needing assistance. These needs ranked high from community citizen participation input. Refer to NA-50 for charts indicating needs and priorities derived from citizen participation/surveys undertaken (for all 20 priority items delineated in SP-25).
	Basis for Relative Priority	Scored very high from community forums, extensive citizen survey research and provider/stakeholder discussions.
2	Priority Need Name	Affordable Rental Housing Acquisition.
	Priority Level	High

	Population	Extremely Low Low Moderate Large Families Families with Children Elderly Elderly Frail Elderly Persons with Mental Disabilities Persons with Physical Disabilities Persons with Developmental Disabilities Persons with Alcohol or Other Addictions Persons with HIV/AIDS and their Families Victims of Domestic Violence
	Geographic Areas Affected	Areas eligible for individual benefit. Areas for area benefit.
	Associated Goals	Expand Affordable Rental Housing In Tempe
	Description	Resource support for the acquisition, repair and construction of rental housing. The most recent needs evident from CHAS data indicates the 16,835 renters in need earning less than 80% AMI have risen by 13% since 2010. Tempe is able to assist only a portion those in need while concurrently fostering neighborhood revitalization. These needs ranked high from community citizen participation input.
	Basis for Relative Priority	High rankings derived from extensive survey research findings, stakeholder/provider discussions and community forums held.
3	Priority Need Name	Affordable Rehabilitation Housing Aid.
	Priority Level	High
	Population	Moderate Large Families Families with Children Elderly Elderly

	Geographic Areas Affected	Areas eligible for individual benefit. Areas for area benefit.
	Associated Goals	Foster Housing Quality By Housing Rehabilitation
	Description	Rehabilitation support for affordable, ownership and rental dwellings. The latest CHAS data indicate that approximately 20,530 owner- and renter-households are in need with a substantive number in dwellings requiring rehabilitation. These needs ranked high from community citizen participation input.
	Basis for Relative Priority	High rankings derived from extensive survey research findings, stakeholder/provider discussions and community forums held.
4	Priority Need Name	New Construction/Downpayment Aid For Owners.
	Priority Level	High
	Population	Moderate Large Families Families with Children Elderly Elderly
	Geographic Areas Affected	Areas eligible for individual benefit.
	Associated Goals	Foster Affordable Housing Opportunities For Owners
	Description	Assistance to qualified owners for new home construction and/or downpayment support. The latest CHAS data indicate that approximately 4,930 renter households with problems earning from 50 to 80% AMI represent the viable demand to become new homeowners. The city's resources are only able to assist a small portion of demand. These needs ranked high from community citizen participation input.
	Basis for Relative Priority	High rankings derived from extensive survey research findings, stakeholder/provider discussions and community forums held.
5	Priority Need Name	Homeless Shelter Support.

	Priority Level	High
	Population	Chronic Homelessness Individuals Families with Children Mentally Ill Chronic Substance Abuse veterans Persons with HIV/AIDS Victims of Domestic Violence Unaccompanied Youth
	Geographic Areas Affected	Areas eligible for individual benefit. Areas for area benefit.
	Associated Goals	Strengthen Homeless Shelter & Services Support CV CARES ACT
	Description	Assistance to providers rendering shelter support to homeless persons. Approximately 7,890 households earning less than 30% AMI with problems are at risk from losing their homes at any given point in time, the estimated 373 unsheltered homeless persons in Tempe (up from 276 in '18) and those residents being sheltered in surrounding localities all motivated these needs being ranked high from community citizen participation input.
	Basis for Relative Priority	High rankings derived from extensive survey research findings, stakeholder/provider discussions and community forums held.
6	Priority Need Name	Homeless Outreach.
	Priority Level	High
	Population	Chronic Homelessness Individuals Families with Children Mentally Ill Chronic Substance Abuse veterans Persons with HIV/AIDS Victims of Domestic Violence Unaccompanied Youth

	Geographic Areas Affected	Areas eligible for individual benefit.
	Associated Goals	Homeless Outreach Assistance CV CARES ACT
	Description	The provision of homeless outreach services to connect clients with needed shelter/support, etc. The estimated 373 unsheltered homeless persons in Tempe and those 736 unsheltered persons in the Maricopa County Continuum of Care service area all motivated these needs being ranked high from community citizen participation input.
	Basis for Relative Priority	High rankings derived from extensive survey research findings, stakeholder/provider discussions and community forums held.
7	Priority Need Name	Eviction Intervention & Rapid Re-housing.
	Priority Level	High
	Population	Extremely Low Low Large Families Families with Children Elderly Elderly Persons with Mental Disabilities Persons with Physical Disabilities Persons with Developmental Disabilities Persons with Alcohol or Other Addictions Persons with HIV/AIDS and their Families Victims of Domestic Violence
	Geographic Areas Affected	Areas eligible for individual benefit.
	Associated Goals	Homeless Prevention/Eviction Intervention. CV CARES ACT

	Description	The provision of eviction intervention and rapid re-housing support to persons at risk of homelessness and those who are homeless. The latest CHAS data indicate that approximately 7,890 households earning less than 30% AMI with problems are at risk from losing their homes at any given point in time in addition to the estimated 373 unsheltered (up from 276 in ;18) homeless persons in Tempe. These needs ranked high from community citizen participation input.
	Basis for Relative Priority	High rankings derived from extensive survey research findings, stakeholder/provider discussions and community forums held.
8	Priority Need Name	Food Bank Support
	Priority Level	High
	Population	Extremely Low Low Large Families Families with Children Elderly Chronic Homelessness Individuals Families with Children Mentally Ill Chronic Substance Abuse veterans Persons with HIV/AIDS Victims of Domestic Violence Unaccompanied Youth
	Geographic Areas Affected	Areas eligible for individual benefit. Areas for area benefit.
	Associated Goals	Public Services Support (Non-Homeless) CV CARES ACT
	Description	Assistance to food banks serving low- and moderate- income households in Tempe and homeless persons. Tempe assists a significant number of persons through food bank support but providers indicate they need more support and this issue ranked high from citizen participation endeavors.

	Basis for Relative Priority	High rankings derived from extensive survey research findings, stakeholder/provider discussions and community forums held.
9	Priority Need Name	Employment Assistance Support.
	Priority Level	High
	Population	Extremely Low Low Moderate Large Families Families with Children Elderly Chronic Homelessness Individuals Families with Children Mentally Ill Chronic Substance Abuse veterans Persons with HIV/AIDS Victims of Domestic Violence Unaccompanied Youth Elderly Persons with Mental Disabilities Persons with Physical Disabilities Persons with Developmental Disabilities Persons with Alcohol or Other Addictions Persons with HIV/AIDS and their Families Victims of Domestic Violence
	Geographic Areas Affected	Areas eligible for individual benefit.
	Associated Goals	Public Services Support (Non-Homeless) CV CARES ACT
	Description	Employment assistance services serving low- and moderate- income households in Tempe and homeless persons. Tempe often assists persons through employment assistance support but providers indicate they need supplemental support in addition to this issue ranking high from citizen participation endeavors.

	Basis for Relative Priority	High rankings derived from extensive survey research findings, stakeholder/provider discussions and community forums held.
10	Priority Need Name	Transportation Services Support.
	Priority Level	High
	Population	Extremely Low Low Moderate Large Families Families with Children Elderly Chronic Homelessness Individuals Families with Children Mentally Ill Chronic Substance Abuse veterans Persons with HIV/AIDS Victims of Domestic Violence Unaccompanied Youth Elderly Frail Elderly Persons with Mental Disabilities Persons with Physical Disabilities Persons with Developmental Disabilities Persons with Alcohol or Other Addictions Persons with HIV/AIDS and their Families Victims of Domestic Violence
	Geographic Areas Affected	Areas eligible for individual benefit.
	Associated Goals	Public Services Support (Non-Homeless)
	Description	Provide needed transportation services to homeless persons, low- and moderate- income households and persons with special needs as needed. Tempe may often assist persons through transportation assistance and providers indicate they need supplemental support in addition to this issue ranking high from citizen participation endeavors.

	Basis for Relative Priority	High rankings derived from extensive survey research findings, stakeholder/provider discussions and community forums held.
11	Priority Need Name	Elderly Services.
	Priority Level	High
	Population	Extremely Low Low Moderate Elderly Individuals Mentally Ill Chronic Substance Abuse veterans Persons with HIV/AIDS Elderly Frail Elderly
	Geographic Areas Affected	Areas eligible for individual benefit.
	Associated Goals	Public Services Support (Non-Homeless)
	Description	Provide needed services to elderly low- and moderate- income clients as well as homeless persons and frail elderly persons. Tempe often renders support services to low- and moderate- income elderly households in addition to frail elderly persons. Providers and city staff indicate these persons require more and supplemental services at times in addition to this issue ranking high from citizen participation endeavors.
	Basis for Relative Priority	High rankings derived from extensive survey research findings, stakeholder/provider discussions and community forums held.
12	Priority Need Name	Youth Services
	Priority Level	Low

	Population	Extremely Low Low Moderate Families with Children Victims of Domestic Violence Unaccompanied Youth
	Geographic Areas Affected	Areas eligible for individual benefit.
	Associated Goals	Public Services Support (Non-Homeless)
	Description	Varying eligible services for youth. Provide needed services to youth low- and moderate- income clients as well as homeless persons whether or not sheltered. Providers and city staff indicate these persons require varied services at times and while these service needs did not rank as high as other issues in Tempe from citizen participation endeavors, the city is committed to assisting those in need for the upcoming five years subject to resource availability.
	Basis for Relative Priority	Rankings derived from extensive survey research findings, stakeholder/provider discussions and community forums held.
13	Priority Need Name	Child Care Services.
	Priority Level	Low
	Population	Extremely Low Low Moderate Families with Children Chronic Homelessness Families with Children Victims of Domestic Violence Victims of Domestic Violence
	Geographic Areas Affected	Areas eligible for individual benefit.
	Associated Goals	Public Services Support (Non-Homeless)

	Description	Provision of varying child care services. Providers and city staff indicate child care services are important to low- and moderate- income and homeless clients in the community. While these service needs did not rank as high as other issues in Tempe from citizen participation endeavors, the city is committed to assisting those in need for the upcoming five years subject to resource availability.
	Basis for Relative Priority	Rankings derived from extensive survey research findings, stakeholder/provider discussions and community forums held.
14	Priority Need Name	Disability Services.
	Priority Level	Low
	Population	Extremely Low Low Moderate Elderly Public Housing Residents Individuals Frail Elderly Persons with Mental Disabilities Persons with Physical Disabilities Persons with Developmental Disabilities
	Geographic Areas Affected	Areas eligible for individual benefit.
	Associated Goals	Public Services Support (Non-Homeless)
	Description	Provision of disability services. Provision of varying disability services. Providers and city staff indicate disability services are important to low- and moderate-income and homeless clients in the community. While these service needs did not rank as high as other issues in Tempe from citizen participation endeavors, the city is committed to assisting those in need for the upcoming five years subject to resource availability.
	Basis for Relative Priority	Rankings derived from extensive survey research findings, stakeholder/provider discussions and community forums held.
15	Priority Need Name	Domestic Violence Services.
	Priority Level	Low

	Population	Extremely Low Low Moderate Large Families Families with Children Individuals Families with Children Victims of Domestic Violence Victims of Domestic Violence
	Geographic Areas Affected	Areas eligible for individual benefit.
	Associated Goals	Public Services Support (Non-Homeless)
	Description	Provision of domestic violence services. Unfortunately, the provision of services to victims of domestic violence are often needed in Tempe. Providers and city staff indicate such services are important to low- and moderate- income and homeless clients in the community. While these service needs did not rank as high as other issues in Tempe from citizen participation endeavors, the city is committed to assisting those in need for the upcoming five years subject to resource availability.
	Basis for Relative Priority	Rankings derived from extensive survey research findings, stakeholder/provider discussions and community forums held.
16	Priority Need Name	Legal Services.
	Priority Level	Low
	Population	Extremely Low Low Moderate Large Families Families with Children Elderly Individuals Families with Children Elderly Victims of Domestic Violence

	Geographic Areas Affected	Areas eligible for individual benefit.
	Associated Goals	Public Services Support (Non-Homeless)
	Description	Provision of legal services. The provision of targeted legal services are often needed in Tempe. Providers and city staff indicate such services are important to low- and moderate- income and homeless clients in the community. While these service needs did not rank as high as other issues in Tempe from citizen participation endeavors, the city is committed to assisting those in need for the upcoming five years subject to resource availability.
	Basis for Relative Priority	Rankings derived from extensive survey research findings, stakeholder/provider discussions and community forums held.
17	Priority Need Name	Fair Housing Services.
	Priority Level	Low
	Population	Extremely Low Low Moderate
	Geographic Areas Affected	Areas eligible for individual benefit.
	Associated Goals	Public Services Support (Non-Homeless)
	Description	Provision of fair housing services. The <u>FY 2020-2024 City of Tempe Analysis Of Impediment To Fair Housing Choice</u> in addition to the <u>FY 2020-2024 Maricopa HOME AI</u> outline a host of Fair Housing services important for the City of Tempe. Provision of domestic violence services. Unfortunately, the provision of services to victims of domestic violence are often needed in Tempe. Providers and city staff indicate such services are important to low- and moderate- income and homeless clients in the community. While these service needs did not rank as high as other issues in Tempe from citizen participation endeavors, the city is committed to assisting those in need for the upcoming five years.
	Basis for Relative Priority	Rankings derived from extensive survey research findings, stakeholder/provider discussions and community forums held.

18	Priority Need Name	Public & Community Facilities Support.
	Priority Level	Low
	Population	Extremely Low Low Moderate Non-housing Community Development
	Geographic Areas Affected	Areas for area benefit.
	Associated Goals	Public And Community Facilities Support CV CARES ACT
	Description	Provision of public and community facilities support. The provision of targeted public and community facilities operations support serving households earning less than 80% AMI, homeless persons and special needs clients often surface over time in Tempe. Providers and city staff indicate such targeted operation support are needed yet it did not rank as high as other issues in Tempe from citizen participation endeavors. The city is committed to rendering targeted assistance for the upcoming five years subject to resource availability.
	Basis for Relative Priority	Rankings derived from extensive survey research findings, stakeholder/provider discussions and community forums held.
19	Priority Need Name	Infrastructure Support.
	Priority Level	Low
	Population	Extremely Low Low Moderate Non-housing Community Development
	Geographic Areas Affected	Areas for area benefit.
	Associated Goals	Foster Targeted Infrastructure.

	Description	Provision of eligible infrastructure support. The provision of infrastructure construction and/or repair is needed in Tempe geography with over 50% of the population comprised of eligible low- and moderate- income households earning less than 80% of the median. While these needs did not rank as high as other issues in Tempe from citizen participation endeavors, the city is committed to assisting infrastructure for those in need for the upcoming five years subject to resource availability.
	Basis for Relative Priority	Rankings derived from extensive survey research findings, stakeholder/provider discussions and community forums held.
20	Priority Need Name	Technical Assistance & Small Business Loans.
	Priority Level	Low
	Population	Extremely Low Low Moderate Non-housing Community Development
	Geographic Areas Affected	Areas eligible for individual benefit.
	Associated Goals	Foster Economic Development.
	Description	Provision of targeted technical assistance and small business loans. Noted in detail in MA-45, city economic development needs by low- and moderate-income owned small businesses are evident in the community. The provision of eligible loans and key technical assistance (accounting, marketing, operations support, etc) are needed and important to eligible small businesses. While these needs did not rank as high as other issues in Tempe from citizen participation endeavors, the city is committed to assisting those in need for the upcoming five years subject to resource availability.
	Basis for Relative Priority	Rankings derived from extensive survey research findings, stakeholder/provider discussions and community forums held.

Narrative (Optional)

SP-35 Anticipated Resources - 91.420(b), 91.215(a)(4), 91.220(c)(1,2)

Introduction

The resources shown below are solely derived from estimated annual CDBG and ESG resources during the planning period.

Anticipated Resources

Program	Source of Funds	Uses of Funds	Expected Amount Available Year 1				Expected Amount Available Remainder of ConPlan \$	Narrative Description
			Annual Allocation: \$	Program Income: \$	Prior Year Resources: \$	Total: \$		
CDBG	public - federal	Acquisition Admin and Planning Economic Development Housing Public Improvements Public Services	1,844,576	0	0	1,844,576	7,378,304	Available For Remainder of CP - Estimated FY 2020/'21 CDBG allocation times four with no program income anticipated.

Program	Source of Funds	Uses of Funds	Expected Amount Available Year 1				Expected Amount Available Remainder of ConPlan \$	Narrative Description
			Annual Allocation: \$	Program Income: \$	Prior Year Resources: \$	Total: \$		
ESG	public - federal	Conversion and rehab for transitional housing Financial Assistance Overnight shelter Rapid re-housing (rental assistance) Rental Assistance Services Transitional housing	146,818	0	0	146,818	587,272	Available For Remainder of CP - Estimated FY 2020/'21 ESG allocation times four with no program income anticipated.

Program	Source of Funds	Uses of Funds	Expected Amount Available Year 1				Expected Amount Available Remainder of ConPlan \$	Narrative Description
			Annual Allocation: \$	Program Income: \$	Prior Year Resources: \$	Total: \$		
Other	public - federal	Acquisition Admin and Planning Conversion and rehab for transitional housing Economic Development Financial Assistance Housing Overnight shelter Public Improvements Public Services Rapid re-housing (rental assistance) Rental Assistance Services Transitional housing	2,987,757	0	0	2,987,757	0	Prevent, prepare for, and respond to Coronavirus.CDBG-CV \$1,085,269CDBG-CV3 \$1,902,488

Program	Source of Funds	Uses of Funds	Expected Amount Available Year 1				Expected Amount Available Remainder of ConPlan \$	Narrative Description
			Annual Allocation: \$	Program Income: \$	Prior Year Resources: \$	Total: \$		
Other	public - federal	Admin and Planning Housing Overnight shelter Public Improvements Public Services Rapid re-housing (rental assistance) Rental Assistance Services Transitional housing	2,296,955	0	0	2,296,955	0	Prevent, prepare for, and respond to Coronavirus.ESG-CV - \$506,269ESG-CV2 - \$1,790,686

Table 16 - Anticipated Resources

Explain how federal funds will leverage those additional resources (private, state and local funds), including a description of how matching requirements will be satisfied

Tempe General Fund

The City of Tempe allocates general fund resources in addition to citizen donations from municipal water bills to assist non-profit agencies that provide services to: (1) homeless and domestic violence shelters, (2) programs designed to assist the working poor and those individuals with disabilities and (3) programs designed to assist youth and seniors.

Private Resources

(1) Federal Home Loan Bank Programs

The Federal Home Loan Bank (FHLB) manages a number of programs that support the acquisition and development of affordable housing projects and the Family Self-Sufficiency Programs, known as the Individual Development and Empowerment Account (IDEA) program. Tempe non-profits have been successful at receiving such funds in the past.

(2) Private Lenders

Private lenders provide loans for the acquisition, rehabilitation and construction of eligible properties to non-profit partners who the foster affordable housing inventory and projects.

Matching requirements for the HOME program are satisfied via a HOME match log and it documents specific projects, associated dates, the amount of HOME dollars expended, the amount of match liability incurred, the value of a match contribution, the type of match committed and the date that it was recognized. The log incorporates a running tally of recognized match contributions and allows the banking of match in excess of the required amounts associated with yearly disbursements. Such yearly disbursements are captured in the IDIS PR33 report and compared against the match log to ensure that ample match is available to satisfy the required 25% per annum.

The City will use ESG funds for the City's Homeless Prevention and Rapid Re-Housing activities. The 100% required ESG match will be provided by the City's Hope Team and general funds.

If appropriate, describe publically owned land or property located within the state that may be used to address the needs identified in the plan

HOME resources have and are anticipated to continue to be committed to Tempe NewTown CDC for the purpose of acquiring land for new residential construction for eligible low- and moderate- income buyers within the City of Tempe that is conveyed through a land lease. These conveyances foster the long term affordability of such assisted dwellings for eligible homebuyers within the community.

Discussion

Tempe programmed approximately \$1,844,576 from the CDBG program and \$146,818 from ESG program for the FY 2020 program year. These funds will be used to operate a range of private and public services as described in the Annual Action Plan. In April 2, 2020; Tempe was awarded Special Coronavirus Funds listed above to be used to prevent, prepare for, and respond to the Coronavirus pandemic (COVID-19).

SP-40 Institutional Delivery Structure - 91.415, 91.215(k)

Explain the institutional structure through which the jurisdiction will carry out its consolidated plan including private industry, non-profit organizations, and public institutions.

Responsible Entity	Responsible Entity Type	Role	Geographic Area Served
City of Tempe	Government	Economic Development Homelessness Non-homeless special needs Ownership Planning Rental neighborhood improvements public facilities public services	Other

Table 17 - Institutional Delivery Structure

Assess of Strengths and Gaps in the Institutional Delivery System

The Tempe institutional delivery system is well developed and managed and covers a wide range of community needs. Tempe city officials and staff are highly experienced in developing, implementing and coordinating the programs and initiatives inherent in both the Consolidated Plan and Action Plan as well as working with internal and external agencies/organizations and clients strategically and expeditiously implement the aforementioned Plans .

Availability of services targeted to homeless persons and persons with HIV and mainstream services

Homelessness Prevention Services	Available in the Community	Targeted to Homeless	Targeted to People with HIV
Homelessness Prevention Services			
Counseling/Advocacy	X	X	
Legal Assistance	X	X	
Mortgage Assistance	X		
Rental Assistance	X		
Utilities Assistance	X		
Street Outreach Services			
Law Enforcement	X		
Mobile Clinics	X	X	
Other Street Outreach Services	X	X	

Supportive Services			
Alcohol & Drug Abuse	X	X	
Child Care	X	X	
Education	X	X	
Employment and Employment Training	X	X	
Healthcare	X	X	
HIV/AIDS	X	X	X
Life Skills	X	X	
Mental Health Counseling	X	X	
Transportation	X	X	
Other			
	X	X	

Table 18 - Homeless Prevention Services Summary

Describe how the service delivery system including, but not limited to, the services listed above meet the needs of homeless persons (particularly chronically homeless individuals and families, families with children, veterans and their families, and unaccompanied youth)

Services focused to homeless persons and those with HIV/AIDS as well as mainstream services are made available through the myriad of providers that comprise and the Maricopa Association of Governments (MAG) Continuum of Care Regional Committee on Homelessness. These organizations partner together with Tempe (and other cities) and mainstream service providers to render a comprehensive response to needs of homeless persons and persons with HIV/AIDS, particularly chronically homeless individuals and families, families with children, veterans and their families, and unaccompanied youth.

Describe the strengths and gaps of the service delivery system for special needs population and persons experiencing homelessness, including, but not limited to, the services listed above

Service providers in Tempe work together to provide a range of services in response to needs identified via the regional Continuum of Care planning/evaluation process, the five-year HUD Consolidated Plans for Tempe and the Maricopa HOME Consortia, through surveys of homeless persons and general observations of the providers. Providers in Tempe are particularly strong in the areas of mental health services, employment training, and life skills training. A gap in the system is the coordination of services centers through the lack of universal participation of providers in the HMIS system. All homeless providers who participate in federal funding programs are enrolled in the HMIS system.

Provide a summary of the strategy for overcoming gaps in the institutional structure and service delivery system for carrying out a strategy to address priority needs

Tempe will sustain its endeavors to strengthen its institutional structure to foster affordable housing, needed public services and continue to induce a solid economic base. With very strong real estate market conditions and escalating residential rents and home purchase pricing, the gap between existing resources and current/future need are quite problematic. Current and future conditions portend increasing need for affordable housing activities of all types including affordable rental, homeownership and housing for special needs populations. Efforts to be undertaken by Tempe will include but not be limited to the following:

- Continue to explore and foster alternative funding sources to tackle affordable housing, homeless, supportive housing and non-housing demand.
- Continue to foster the participation of an increasing number of private and non-profit entities to deliver affordable and special needs housing.
- Increase and fortify partnerships with the development community to focus and innovatively attend to affordable housing needs and issues.
- Utilize public funds with other private, non-profit, foundation and other alternative sources to stimulate affordable housing, homeless and special needs housing production as well as neighborhood revitalization and stabilization.
- Work cooperatively on homeless and supportive housing issues through the 'continuum of care' process.
- Pursue local sources of financing for priority affordable and special needs housing production, neighborhood preservation and community development.

SP-45 Goals - 91.415, 91.215(a)(4)

Goals Summary Information

Sort Order	Goal Name	Start Year	End Year	Category	Geographic Area	Needs Addressed	Funding	Goal Outcome Indicator
1	Tenant Based Rental Assistance	2020	2024	Affordable Housing	Citywide	Affordable Rental Housing Assistance For Tenants.	CDBG: \$0	Tenant-based rental assistance / Rapid Rehousing: 250 Households Assisted
2	Expand Affordable Rental Housing In Tempe	2020	2024	Affordable Housing	Citywide	Affordable Rental Housing Acquisition.	CDBG: \$2,500,000	Rental units constructed: 140 Household Housing Unit
3	Foster Housing Quality By Housing Rehabilitation	2020	2024	Affordable Housing	Citywide	Affordable Rehabilitation Housing Aid.	CDBG: \$1,915,000	Rental units rehabilitated: 140 Household Housing Unit Homeowner Housing Rehabilitated: 105 Household Housing Unit
4	Foster Affordable Housing Opportunities For Owners	2020	2024	Affordable Housing	Citywide	New Construction/Downpayment Aid For Owners.	CDBG: \$250,000	Homeowner Housing Added: 25 Household Housing Unit

Sort Order	Goal Name	Start Year	End Year	Category	Geographic Area	Needs Addressed	Funding	Goal Outcome Indicator
5	Strengthen Homeless Shelter & Services Support	2020	2024	Homeless	Citywide	Homeless Shelter Support.	CDBG: \$200,000	Homeless Person Overnight Shelter: 180 Persons Assisted
6	Homeless Outreach Assistance	2020	2024	Homeless	Citywide	Homeless Outreach.	CDBG: \$600,000	Public service activities other than Low/Moderate Income Housing Benefit: 5000 Persons Assisted
7	Homeless Prevention/Eviction Intervention.	2020	2024	Affordable Housing		Affordable Rental Housing Assistance For Tenants. Eviction Intervention & Rapid Re-housing.	CDBG: \$0 ESG: \$679,000	Homelessness Prevention: 55 Persons Assisted
8	Public Services Support (Non-Homeless)	2020	2024	Non-Housing Community Development	Citywide	Food Bank Support Employment Assistance Support. Transportation Services Support. Elderly Services. Youth Services Child Care Services. Disability Services. Domestic Violence Services. Legal Services. Fair Housing Services.	CDBG: \$175,000	Public service activities other than Low/Moderate Income Housing Benefit: 2500 Persons Assisted

Sort Order	Goal Name	Start Year	End Year	Category	Geographic Area	Needs Addressed	Funding	Goal Outcome Indicator
9	Public And Community Facilities Support	2020	2024	Non-Housing Community Development	CDBG Eligible Areas	Public & Community Facilities Support.	CDBG: \$250,000	Public Facility or Infrastructure Activities for Low/Moderate Income Housing Benefit: 2000 Households Assisted
10	Foster Targeted Infrastructure.	2020	2024	Non-Housing Community Development Support for residential if needed.	CDBG Eligible Areas	Infrastructure Support.	CDBG: \$250,000	Public Facility or Infrastructure Activities for Low/Moderate Income Housing Benefit: 300 Households Assisted
11	Foster Economic Development.	2020	2024	Non-Housing Community Development	Citywide	Technical Assistance & Small Business Loans.	CDBG: \$250,000	Jobs created/retained: 25 Jobs Businesses assisted: 150 Businesses Assisted

Sort Order	Goal Name	Start Year	End Year	Category	Geographic Area	Needs Addressed	Funding	Goal Outcome Indicator
12	CV CARES ACT	2020	2024	Affordable Housing Homeless	Citywide	Affordable Rental Housing Assistance For Tenants. Homeless Shelter Support. Homeless Outreach. Eviction Intervention & Rapid Re-housing. Food Bank Support Employment Assistance Support. Public & Community Facilities Support.		Homelessness Prevention: 5000 Persons Assisted

Table 19 – Goals Summary

Goal Descriptions

1	Goal Name	Tenant Based Rental Assistance
	Goal Description	Execute tenant based rental assistance for low- and moderate- income households earning less than 80% AMI with annual HOME resources. Refer to the FY 2020-2024 Maricopa HOME Consolidated Plan for resources and anticipated persons assisted.
2	Goal Name	Expand Affordable Rental Housing In Tempe
	Goal Description	Foster the production of affordable rental housing opportunities in Tempe through new construction, acquisition with or without rehabilitation and other means for household earning less than 80% MFI. CDBG resources committed will be determined annually.

3	Goal Name	Foster Housing Quality By Housing Rehabilitation
	Goal Description	Enhance housing quality and suitable living environments in Tempe through targeted housing rehabilitation for low- and moderate- income households earning less than 80% MFI. CDBG resources committed will be determined annually.
4	Goal Name	Foster Affordable Housing Opportunities For Owners
	Goal Description	Through downpayment assistance, new construction, aquisition with or without rehabilitation and other means, foster affordable new home ownership opportunities for low- and moderate- income households earning less than 80% MFI. It is estimated that approximately 350,000 in HOME resources will be committe for downpayment support with CDBG resources for new ownership housing to be determined annually.
5	Goal Name	Strengthen Homeless Shelter & Services Support
	Goal Description	Strengthen homeless shelters and services for Tempe residents through emergency and/or transitional facility aid and targeted servies. CDBG and/or ESG resources committed will be determined annually.
6	Goal Name	Homeless Outreach Assistance
	Goal Description	Undertake homeless outreach and related services to mitigate the incidence of homeless persons (often chronic homeless) on the streets of Tempe with no shelter or needed services. CDBG resources committed will be determined annually.
7	Goal Name	Homeless Prevention/Eviction Intervention.
	Goal Description	Commit resources to low income households and those 'at-risk' of homelessness to enable households to remain in their existing dwellings and mitigate eviction and possible homelessness. CDBG resources committed will be determined annually.
8	Goal Name	Public Services Support (Non-Homeless)
	Goal Description	Provide a range of public services to low- and moderate- income households, homeless and/or special needs clientele that include but are not limited to needed services for food banks, employment, transportation and elderly assistance, etc. CDBG resources committed will be determined annually.

9	Goal Name	Public And Community Facilities Support
	Goal Description	Provision of community and public facilities support to eligible projects. CDBG resources committed will be determined annually.
10	Goal Name	Foster Targeted Infrastructure.
	Goal Description	Foster targeted infrastructure development and support. CDBG resources committed will be determined annually.
11	Goal Name	Foster Economic Development.
	Goal Description	Ececute targeted economic development. CDBG resources committed will be determined annually.
12	Goal Name	CV CARES ACT
	Goal Description	CV funds are to be used to prevent, prepare for, and respond to the coronavirus pandemic (COVID-19) among individuals and families who are homeless or receiving homeless assistance; and to support additional homeless assistance and homelessness prevention activities to mitigate the impacts of COVID-19.

Estimate the number of extremely low-income, low-income, and moderate-income families to whom the jurisdiction will provide affordable housing as defined by HOME 91.315(b)(2)

From 2020 through 2025, the City of Tempe anticipates assisting 530 extremely low- and low- income (earning 0-50% AMI) and 170 moderate income (51-80% AMI) families as defined by HOME 91.315(b)(2). It is estimated that approximately 530 renter households will be assisted and 170 owner households (earning less than 80% AMI). Middle income households are not generally anticipated to be assisted with the relevant HUD federal entitlement resources. Resources involved in such endeavors include both CDBG and HOME, yet HOME resources are not noted as incorporated in the Maricopa HOME Consortium Consolidated Plan.

SP-60 Homelessness Strategy - 91.415, 91.215(d)

Describe how the jurisdiction's strategic plan goals contribute to:

Reaching out to homeless persons (especially unsheltered persons) and assessing their individual needs

Tempe (the Homeless Solutions Supervisor) will continue to carry-out the following responsibilities: provide resources, outreach and services that include; bus passes, basic hygiene supplies, assistance in obtaining Drivers License, State IDs, housing navigation to locate affordable housing in the city of Tempe, move-in kits when someone locates housing, connections to substance abuse and behavioral health services to residents who are experiencing homelessness and those who are at imminent risk. Provide assistance to local businesses, COT Police 845 , Hospitals and Emergency Services who encounter people experiencing homelessness in our community. Oversee the HOPE team, the City's Homeless Outreach Team. Participate in regional planning efforts with Maricopa Associated Governments (MAG) and Maricopa Continuum of Care (CoC). Facilitate the Annual Point in Time Homeless Street Counts in Tempe. Plan and coordinate Tempe based homeless service providers to provide community education and services on homelessness in Tempe on an ongoing basis.

Addressing the emergency and transitional housing needs of homeless persons

Tempe will continue to assist/support entities like the EVMC which is the only emergency shelter program for men experiencing homelessness, 18 years and older, in Maricopa County East Valley that helps men rebuild their lives. For example, EVMC is equipped to serve 94 homeless male residents with emergency shelter services at any one time. Services are designed to target key barriers to their success including mental illness, substance abuse, financial instability, social isolation and limited employment and/or education. To empower residents and facilitate their successful re-integration back into the community, EVMC offers the following supportive services: food, clothing, case management, workforce development, life skills education/training, financial literacy, a mandatory savings program, referrals to behavioral health counseling and AA/NA support groups, legal aid, GED preparation, adult literacy, and asset building. In addition, eviction intervention and rapid re-housing support will be provided to homeless persons and those 'at-risk' of such with case management and other needed support services.

Helping homeless persons (especially chronically homeless individuals and families, families with children, veterans and their families, and unaccompanied youth) make the transition to permanent housing and independent living, including shortening the period of time that individuals and families experience homelessness, facilitating access for homeless individuals and families to affordable housing units, and preventing individuals and families who were recently homeless from becoming homeless again.

Tempe will continue to render support to entities like the EVMC and Maggie's Place (which provides life-changing programs and services for the Valley's most vulnerable, homeless pregnant women), etc. Maggie's Place renders supportive housing and healing-centered services for pregnant and parenting women and their children by offering a warm and welcoming community, a safe place to live and learn, and ongoing services to help them become self-sufficient. In addition, Tempe's aggressive endeavors noted earlier to 'Reach Out' to homeless persons (in addition to navigation services) will be provided during the planning period. To reiterate, eviction intervention and rapid re-housing support will be provided to homeless persons and those 'at-risk' of such with case management and other needed support services.

Help low-income individuals and families avoid becoming homeless, especially extremely low-income individuals and families who are likely to become homeless after being discharged from a publicly funded institution or system of care, or who are receiving assistance from public and private agencies that address housing, health, social services, employment, education or youth needs

In addition to the items noted above, Tempe will assist approximately up to 250 low-income households with tenant based rental support, thereby substantially preventing homelessness among households 'at-risk' of such. Noted earlier, ESG funds will be used for eviction intervention and rapid re-housing support to homeless persons and those 'at-risk' of such with case management and other needed support services. This combination definitely promotes the prevention of homelessness in Tempe.

SP-65 Lead-based Paint Hazards - 91.415, 91.215(i)

Actions to address LBP hazards and increase access to housing without LBP hazards

The City of Tempe will continue to comply with all lead-based paint (LBP) requirements imposed by HUD and will continue to direct resources to eliminate lead-paint in its housing. The following actions will take place:

Rehabilitation Assistance Programs; CFR 35.900

- The City of Tempe will continue to address, monitor, evaluate and reduce lead-based paint hazards throughout the community through its Housing Improvement Program and Emergency Rehabilitation Grant Program.
- The City addresses all pre-1978 units participating in its Rehabilitation programs with a presumption of lead-paint hazards.
- The City of Tempe contracts with Environmental Protection Agency (EPA) certified lead paint firms for assessment and abatement activities in the rehabilitation programs.
- Lead-based paint requirements for rehabilitation programs using CDBG and HOME funds fall into three categories. The categories are based on the amount of rehabilitation assistance provided for the rehabilitation project. The categories and requirements per category are as follows:
 1. Pre-1978 property receiving less than or equal to \$5,000 per unit in

Federal rehabilitation assistance. The City of Tempe will:

- Provide families with a copy of Renovate Right or other EPA approved document;
- Conduct paint testing or presume the presence of lead-based paint. If paint testing indicates the painted surfaces are not coated with lead-based paint, safe work practices and clearance are not required.
- Implement safe work practices during rehabilitation work and repair paint that is disturbed
- After completion of any rehabilitation activities disturbing painted surfaces, perform a clearance examination of the worksite(s). Clearance is not required if rehabilitation did not disturb painted surfaces of a total area more than set forth in HUD regulations (CFR 35.1350(d)).

b. Pre-1978 property receiving more than \$5,000 and up to \$25,000 in Federal rehabilitation assistance. The City of Tempe will:

- Provide families with a copy of Renovate Right or other EPA approved document;
- Conduct paint testing or presume the presence of lead-based paint;
- Perform a risk assessment in the dwelling units receiving painted surfaces before rehabilitation begins;

- Perform interim controls of all lead-based paint hazards Identified;
- Implement safe work practices during the rehabilitation work and repair any paint that is disturbed and is known or presumed to be lead-based paint;
- On-going maintenance activities is required if the rehabilitation assistance is HOME funded.

c. Pre-1978 property receiving more than \$25,000 per unit in Federal rehabilitation assistance. The City of Tempe will:

- Provide families with a copy of Renovate Right or other EPA approved document;
- Perform a risk assessment in the dwelling units receiving Federal assistance and in associated common areas and exterior painted surfaces before rehabilitation begins;
- Abate all lead-based paint hazards identified by the paint testing or risk assessment. Interim controls are acceptable on exterior paint surfaces that are not disturbed by rehabilitation activities and on lead-paint hazards that have an area smaller than the minimum limits specified in HUD Regulations. If abatement is required, it is necessary to abate only the surface area with hazardous conditions.
- Implement safe work practices during rehabilitation work and repair any paint that is disturbed and is known or presumed to be lead-based paint.

How are the actions listed above integrated into housing policies and procedures?

Coordination between federal, state, and local agencies is a key element of the five-year plan. A variety of lead-related services are currently being provided through coordination with several agencies. The City will continue to maintain close contact with both the Arizona Department of Health Services (ADHS) and the Maricopa County Department of Public Health Services to provide comprehensive lead poisoning prevention information and services to Tempe children.

Tempe requires full compliance and enforcement of lead based paint regulations listed in 24 CFR Part 35 as outlined in housing rehab policies and procedures. Additionally, all rehabilitation contractors are required to obtain EPA Renovate, Repair and Paint (RRP) certification and sub-recipients, along with other partners, are informed of LBP regulations and lead-safe work practices. In terms of outreach, the Lead Hazard Control Program utilizes a wide variety of community partners for the dissemination of information. Housing Services Division staff will continue to provide lead poisoning prevention information to families

SP-70 Anti-Poverty Strategy - 91.415, 91.215(j)

Jurisdiction Goals, Programs and Policies for reducing the number of Poverty-Level Families

Tempe will sustain its efforts to reduce the number of families and individuals living in poverty over the planning period by strengthening programs and initiatives that raise household income and foster residency in quality dwellings. The partners in the Consolidated Plan Program will sponsor a Continuum of Care approach to helping those families and individuals that have been pushed into extreme poverty and homelessness. Beginning with emergency shelters followed by intensive case management, transitional housing, counseling and training programs and eventually job placement, the Continuum of Care program will continue to assist the homeless become self-sufficient and the disabled to move into permanent supportive housing. In addition, Tempe will leverage HOME, CDBG, and other public and private resources to rehabilitate/develop quality affordable housing, thus addressing housing which is both a cause and a symptom of poverty. Adequate housing has far reaching positive effects on persons trying to escape poverty. It relieves overcrowding, creates an environment conducive to learning and employment, and significantly enhances the quality of life for low income families. In addition, it is the primary means for families to generate wealth and escape poverty for good.

The Family Self-Sufficiency (FSS) Program is a substantive activity associated with reducing poverty level families in Tempe. Tempe continues to maintain a higher number of participants in the FSS program which is an ongoing effort to assist families to become self-sufficient and off welfare. The FSS program has also partnered with the City of Tempe's Community Assisted Mortgage Program (CAMP) and Newtown CDC to provide other down payment assistance.

As a partner in the FSS Valley Alliance, Tempe's families are able to become members of the FSS Valley Alliance Homeownership Club and receive the education offered by the homeownership counselors and a variety of community partners to make homeownership a reality. In addition, the FSS program continues its partnership with Arizona Saves to provide a series of three educational instruction classes covering: 1) Credit; 2) Budget; and 3) Homeownership. These classes are not limited to current FSS participants, but are open to any Section 8 participant.

The FSS program also works with Arizona State University, the community colleges, ABIL, AWEE, Maricopa Workforce Connections, Community Legal Services, MAXIMUS and a variety of community partners to secure education, training and employment for the families who need to move to self-sufficiency.

How are the Jurisdiction poverty reducing goals, programs, and policies coordinated with this affordable housing plan

The Housing Services Division work closely with the Tempe Community Council and the community to heighten the program impact on poverty reduction. Program efforts are focused on improving the lives

of low-income working families, elderly on fixed incomes, immigrants, victims of domestic violence, single mothers moving off public assistance and others who struggle with poverty.

SP-80 Monitoring - 91.230

Describe the standards and procedures that the jurisdiction will use to monitor activities carried out in furtherance of the plan and will use to ensure long-term compliance with requirements of the programs involved, including minority business outreach and the comprehensive planning requirements

Monitoring efforts undertaken by the City of Tempe include but are not limited to:

- The City of Tempe intends to use the existing housing delivery system to achieve its production and service goals. While this will include managing some in-house programs, many programs and services will be contracted out to sub-grantees.
- Tempe has had a very successful history of managing housing programs in this way. The City monitors housing rehabilitation, new construction activity and all other community development activities carried out by sub-recipients on an annual monitoring schedule created to ensure strict compliance with applicable HUD regulations and program guidelines. The monitoring process also includes an ongoing review of production levels as benchmarked in the Five-Year Consolidated Plan.
- On a regular basis, the City reviews applications for specific project funding, reviewing all available funds against the needs of projects in the pipeline. This is in addition to reviewing project feasibility, providing technical assistance, and monitoring the progress of projects from the time funds are committed, through construction and then on an ongoing basis.
- Many of the Housing Activities funded under the Community Development Block Grant Program and the HOME Program are implemented by qualified sub-recipients who enter into a contractual arrangement with the City to implement specific programs and services. Monitoring of program activities is handled by staff of the Housing Services Division. Staff monitor activities on an on-going basis to ensure funds are expended in accordance with federal regulations and City procedures.
- Monitoring efforts for CDBG sub-recipients are conducted at least annually to ensure sub-recipients are in compliance with all regulations governing their administrative, financial and programmatic operations. A standardized monitoring checklist, developed and utilized by Maricopa County Consortium members and updated regularly, is used to examine fiscal and program performance and to measure regulatory compliance.
- It is the City's policy to monitor all agencies, regardless of their level of funding or performance, annually. In addition to monitoring program performance, technical assistance is also provided. By performing an annual monitoring on all sub-recipients, both the City and the sub-recipient can be assured of continual compliance with program regulations and processes. If issues that may lead to non-compliance are found, technical assistance will be provided to assist the sub-recipient to make the necessary corrections or adjustments in order to avoid falling into non-compliance.
- The City offers technical assistance to all sub-recipients not only during the monitoring process but throughout the year. The annual monitoring provides both the City and the sub-recipient at

least one time during the program year to review the processes and determine what, if any, technical assistance may be needed.

- All monitoring will result in written letters documenting any findings, concerns or suggestions noted during the reviews. At the reviewer's discretion, monitoring letters are issued in draft format to activity administrators for review and comment. Entities may be given ten days in which to comment on the draft letters. Final monitoring letters are issued to the chief executive officer and/or the entity's Board Chair of the monitored entities. Any comments received from activity administrators will be incorporated into the final monitoring letters.

Expected Resources

AP-15 Expected Resources - 91.420(b), 91.220(c)(1,2)

Introduction

The resources shown below are solely derived from estimated annual CDBG and ESG resources during the planning period.

Anticipated Resources

Program	Source of Funds	Uses of Funds	Expected Amount Available Year 1				Expected Amount Available Remainder of ConPlan \$	Narrative Description
			Annual Allocation: \$	Program Income: \$	Prior Year Resources: \$	Total: \$		
CDBG	public - federal	Acquisition Admin and Planning Economic Development Housing Public Improvements Public Services	1,844,576	0	0	1,844,576	7,378,304	Available For Remainder of CP - Estimated FY 2020/'21 CDBG allocation times four with no program income anticipated.

Program	Source of Funds	Uses of Funds	Expected Amount Available Year 1				Expected Amount Available Remainder of ConPlan \$	Narrative Description
			Annual Allocation: \$	Program Income: \$	Prior Year Resources: \$	Total: \$		
ESG	public - federal	Conversion and rehab for transitional housing Financial Assistance Overnight shelter Rapid re-housing (rental assistance) Rental Assistance Services Transitional housing	146,818	0	0	146,818	587,272	Available For Remainder of CP - Estimated FY 2020/'21 ESG allocation times four with no program income anticipated.

Program	Source of Funds	Uses of Funds	Expected Amount Available Year 1				Expected Amount Available Remainder of ConPlan \$	Narrative Description
			Annual Allocation: \$	Program Income: \$	Prior Year Resources: \$	Total: \$		
Other	public - federal	Acquisition Admin and Planning Conversion and rehab for transitional housing Economic Development Financial Assistance Housing Overnight shelter Public Improvements Public Services Rapid re-housing (rental assistance) Rental Assistance Services Transitional housing	2,987,757	0	0	2,987,757	0	Prevent, prepare for, and respond to Coronavirus.CDBG-CV \$1,085,269CDBG-CV3 \$1,902,488

Program	Source of Funds	Uses of Funds	Expected Amount Available Year 1				Expected Amount Available Remainder of ConPlan \$	Narrative Description
			Annual Allocation: \$	Program Income: \$	Prior Year Resources: \$	Total: \$		
Other	public - federal	Admin and Planning Housing Overnight shelter Public Improvements Public Services Rapid re-housing (rental assistance) Rental Assistance Services Transitional housing	2,296,955	0	0	2,296,955	0	Prevent, prepare for, and respond to Coronavirus.ESG-CV - \$506,269ESG-CV2 - \$1,790,686

Table 20 - Expected Resources – Priority Table

Explain how federal funds will leverage those additional resources (private, state and local funds), including a description of how matching requirements will be satisfied

Tempe General Fund

The City of Tempe allocates general fund resources in addition to citizen donations from municipal water bills to assist non-profit agencies that provide services to: (1) homeless and domestic violence shelters, (2) programs designed to assist the working poor and those individuals with disabilities and (3) programs designed to assist youth and seniors.

Private Resources

(1) Federal Home Loan Bank Programs

The Federal Home Loan Bank (FHLB) manages a number of programs that support the acquisition and development of affordable housing projects and the Family Self-Sufficiency Programs, known as the Individual Development and Empowerment Account (IDEA) program. Tempe non-profits have been successful at receiving such funds in the past.

(2) Private Lenders

Private lenders provide loans for the acquisition, rehabilitation and construction of eligible properties to non-profit partners who the foster affordable housing inventory and projects.

Matching requirements for the HOME program are satisfied via a HOME match log and it documents specific projects, associated dates, the amount of HOME dollars expended, the amount of match liability incurred, the value of a match contribution, the type of match committed and the date that it was recognized. The log incorporates a running tally of recognized match contributions and allows the banking of match in excess of the required amounts associated with yearly disbursements. Such yearly disbursements are captured in the IDIS PR33 report and compared against the match log to ensure that ample match is available to satisfy the required 25% per annum.

The City will use ESG funds for the City's Homeless Prevention and Rapid Re-Housing activities. The 100% required ESG match will be provided by the City's Hope Team and general funds.

If appropriate, describe publically owned land or property located within the jurisdiction that may be used to address the needs identified in the plan

HOME resources have and are anticipated to continue to be committed to Tempe NewTown CDC for the purpose of acquiring land for new residential construction for eligible low- and moderate- income buyers within the City of Tempe that is conveyed through a land lease. These conveyances foster the long term affordability of such assisted dwellings for eligible homebuyers within the community.

Discussion

Tempe programmed approximately \$1,844,576 from the CDBG program and \$146,818 from ESG program for the FY 2020 program year. These funds will be used to operate a range of private and public services as described in the Annual Action Plan. In April 2, 2020; Tempe was awarded Special Coronavirus Funds listed above to be used to prevent, prepare for, and respond to the Coronavirus pandemic (COVID-19).

Annual Goals and Objectives

AP-20 Annual Goals and Objectives - 91.420, 91.220(c)(3)&(e)

Goals Summary Information

Sort Order	Goal Name	Start Year	End Year	Category	Geographic Area	Needs Addressed	Funding	Goal Outcome Indicator
2	Expand Affordable Rental Housing In Tempe	2020	2024	Affordable Housing	Citywide	Affordable Rental Housing Acquisition.	CDBG: \$852,268	Homeowner Housing Added: 5 Household Housing Unit
3	Foster Housing Quality By Housing Rehabilitation	2020	2024	Affordable Housing	Citywide	Affordable Rehabilitation Housing Aid.	CDBG: \$378,393	Rental units rehabilitated: 5 Household Housing Unit Homeowner Housing Rehabilitated: 25 Household Housing Unit
5	Strengthen Homeless Shelter & Services Support	2020	2024	Homeless	Citywide	Homeless Shelter Support.	CDBG: \$40,000	Homeless Person Overnight Shelter: 45 Persons Assisted
6	Homeless Outreach Assistance	2020	2024	Homeless	Citywide	Homeless Outreach.	CDBG: \$120,000	Homelessness Prevention: 800 Persons Assisted
7	Homeless Prevention/Eviction Intervention.	2020	2024	Affordable Housing	Citywide	Eviction Intervention & Rapid Re-housing.	ESG: \$135,807	Homeless Person Overnight Shelter: 13 Persons Assisted Homelessness Prevention: 13 Persons Assisted
8	Public Services Support (Non-Homeless)	2020	2024	Non-Housing Community Development	Citywide	Domestic Violence Services.	CDBG: \$35,000	Public service activities other than Low/Moderate Income Housing Benefit: 35 Persons Assisted

Sort Order	Goal Name	Start Year	End Year	Category	Geographic Area	Needs Addressed	Funding	Goal Outcome Indicator
11	Foster Economic Development.	2020	2024	Non-Housing Community Development	Citywide	Employment Assistance Support. Technical Assistance & Small Business Loans.	CDBG: \$50,000	Jobs created/retained: 5 Jobs
12	CV CARES ACT	2020	2025	Affordable Housing Homeless	Citywide	Homeless Shelter Support. Homeless Outreach. Eviction Intervention & Rapid Re-housing. Food Bank Support Employment Assistance Support. Transportation Services Support. Elderly Services.	ESG - CV: \$506,269	Homelessness Prevention: 5000 Persons Assisted

Table 21 – Goals Summary

Goal Descriptions

2	Goal Name	Expand Affordable Rental Housing In Tempe
	Goal Description	Relates to COT Acquisition of Affordable Rental Housing.

3	Goal Name	Foster Housing Quality By Housing Rehabilitation
	Goal Description	Relates to COT Home Repair Program.
5	Goal Name	Strengthen Homeless Shelter & Services Support
	Goal Description	Relates to COT Homeless Shelter Support.
6	Goal Name	Homeless Outreach Assistance
	Goal Description	Relates to COT Outreach Coordinator.
7	Goal Name	Homeless Prevention/Eviction Intervention.
	Goal Description	The Homeless Prevention Program will assist families and individuals to retain housing through short-medium term rental assistance and case management to prevent moving into an emergency shelter. The Rapid Re-Housing Program will assist individual or families living in a shelter or other place as indicated in the homeless definition move into permanent housing. Assistance will consist of short-term and medium-term rental assistance, rental arrears, rental application fees, security deposits, advance payments of last's month rent, utility deposits, moving costs, housing search and placement, housing stability case management, mediation, legal services, and credit repair.
8	Goal Name	Public Services Support (Non-Homeless)
	Goal Description	COT Support For Victims of Domestic Violence.
11	Goal Name	Foster Economic Development.
	Goal Description	Provide economic development opportunities to low income neighborhoods.
12	Goal Name	CV CARES ACT
	Goal Description	ESG-CV funds to be used to prevent, prepare for, and respond to the Coronavirus pandemic (COVID-19).

AP-35 Projects - 91.420, 91.220(d)

Introduction

The FY 2020-21 Action Plan for Community Development Block Grant (CDBG) and Emergency Solutions Grant (ESG) represents the first year of the City of Tempe’s Five Year Consolidated Plan. Each project that is approved for funding relates to the needs and priorities addressed in the Five Year Consolidated Plan.

#	Project Name
1	City of Tempe -Emergency Home Repair Program
2	City of Tempe Homeless Coordinator- Homeless Outreach Program
3	Acquisition - Affordable Rental Housing
4	A New Leaf - East Valley Men's Shelter
5	Maggie's Place
6	CDBG Program Administration
7	COT - Workforce Development
8	CDBG-CV Kid Zone Enrichment Program
9	CDBG-CV COT Rent and Mortgage Assistance
10	CDBG-CV Dorsey Building Rehabilitation
11	ESG20 Tempe
12	CDBG-CV- COT Workforce Development
13	CDBG-CV and CV3 Administration

Table 22 – Project Information

Describe the reasons for allocation priorities and any obstacles to addressing underserved needs

Ongoing efforts to address the identified needs despite the lack of financial resources at the federal, state and local levels requires the City to focus its funding on the activities of highest priority. Housing market conditions related to demand and supply of both rental and homeownership, as well as the availability of affordable housing, also determined the use of housing-related funding such as HOME Consortium allocations. The amount of available funding is simply not adequate to meet the demand based on applications received by the City. The fact that many low and moderate-income households are cost burdened or severely cost burdened (spending more than 30% or 50% respectively of their income on housing expense) also remains an obstacle to addressing the underserved. The City is challenged to develop and implement a well-coordinated and integrated outcome-driven service delivery system that meets the City’s housing and community development

needs and goals.</p>

AP-38 Project Summary

Project Summary Information

1	Project Name	City of Tempe -Emergency Home Repair Program
	Target Area	Citywide
	Goals Supported	Foster Housing Quality By Housing Rehabilitation
	Needs Addressed	Affordable Rehabilitation Housing Aid.
	Funding	CDBG: \$378,393
	Description	COT Emergency Home Repair Program will provide assistance to correct health and safety deficiencies and provide decent, safe and sanitary housing to owner/rental low-to-moderate income households in Tempe. (Housing)
	Target Date	6/30/2021
	Estimate the number and type of families that will benefit from the proposed activities	30 Households.
	Location Description	City-wide
	Planned Activities	Emergency Home Repairs to low-to-moderate income rental/owner occupied households in Tempe.
2	Project Name	City of Tempe Homeless Coordinator- Homeless Outreach Program
	Target Area	Citywide
	Goals Supported	Homeless Outreach Assistance
	Needs Addressed	Homeless Shelter Support. Homeless Outreach.

Funding	CDBG: \$120,000
Description	The COT Homeless Solutions Supervisor will carry-out the following responsibilities: Provide resources, outreach and services that include; bus passes, basic hygiene supplies, assistance in obtaining Drivers License, State IDs, housing navigation to locate affordable housing in the city of Tempe, move-in kits when someone locates housing, connections to substance abuse and behavioral health services to residents who are experiencing homelessness and those who are at imminent risk. Provide assistance to local businesses, COT Police Department, Hospitals and Emergency Services who encounter people experiencing homelessness in our community. Oversee the HOPE team, the City's Homeless Outreach Team. Participate in regional planning efforts with Maricopa Associated Governments (MAG) and Maricopa Continuum of Care (CoC). Facilitate the Annual Point in Time Homeless Street Count in Tempe. Plan and coordinate Tempe based homeless service providers to provide community education and services on homelessness in Tempe. (PS)
Target Date	6/30/2021
Estimate the number and type of families that will benefit from the proposed activities	800 Homeless Individuals
Location Description	City-wide

	Planned Activities	<p>Provide resources and information to residents who are experiencing homelessness and those who are at risk. Continue to work with local law enforcement, emergency services as well as local businesses who have concerns about homelessness in our community.</p> <p>The HOPE Team can attend mental health and veteran court and act as an advocate on behalf of homeless individuals and families.</p> <p>Act as a Coordinated Entry Point for both Singles and Families for the City of Tempe. Enter into Homeless Management Information System (HMIS) to ensure continuity of care for people experiencing homelessness. Provide housing assessments and diversion.</p> <p>Participate in regional planning efforts with Maricopa Associated Governments (MAG) and Maricopa Continuum of Care (CoC).</p>
3	Project Name	Acquisition - Affordable Rental Housing
	Target Area	Citywide
	Goals Supported	Expand Affordable Rental Housing In Tempe
	Needs Addressed	Affordable Rental Housing Acquisition.
	Funding	CDBG: \$852,268
	Description	Acquisition of properties to create affordable housing. Tempe has partnered with Tempe Coalition for Affordable Housing, a non-profit corporation established in 2018 and other agencies to (a) support construction of affordable housing for low-to-moderate income persons, (b)provide and support social services outreach ventures aimed at empowering low-and-moderate income persons with their communities, (c)support the acquisition , construction, or redevelopment of single and/or multi-family residences, and (d)manage any properties constructed, redeveloped or acquired by the Corporation for the purpose of creating permanently affordable rental housing. (Housing)
	Target Date	6/30/2021

	Estimate the number and type of families that will benefit from the proposed activities	5 Housing Units
	Location Description	Citywide
	Planned Activities	Create affordable rental housing for low-to-moderate income Tempe Households.
4	Project Name	A New Leaf - East Valley Men's Shelter
	Target Area	Citywide
	Goals Supported	Strengthen Homeless Shelter & Services Support
	Needs Addressed	Homeless Shelter Support.
	Funding	CDBG: \$40,000
	Description	EVMC is the only emergency shelter program for men experiencing homelessness, 18 years and older, in Maricopa County East Valley that helps men like Morgan rebuild their lives. EVMC is equipped to serve 94 homeless male residents with emergency shelter services at any one time. Services are designed to target key barriers to their success including mental illness, substance abuse, financial instability, social isolation and limited employment and/or education. To empower residents and facilitate their successful re-integration back into the community, EVMC offers the following supportive services: food, clothing, case management, workforce development, life skills education/training, financial literacy, a mandatory savings program, referrals to behavioral health counseling and AA/NA support groups, legal aid, GED preparation, adult literacy, and asset building.
	Target Date	6/30/2021
	Estimate the number and type of families that will benefit from the proposed activities	45 Homeless men
	Location Description	The East Valley Men's Center is located at 2345 N. Country Club Drive, Mesa, AZ 85201

	Planned Activities	The program will provide immediate crisis to address with safe and secure shelter for up to 120 days and basic needs such as food, clothing, and toiletries. Residents meet with a case manager upon admittance to EVMC to develop an initial case plan identifying strengths and barriers to achieving self-sufficiency. The step by step action plans are developed to achieve stable housing for the men’s successful integration back into the community. Residents’ strengths and challenges are identified, helping to define personal goals, assess progress and review concerns. Goals and objectives include finding stable, full-time employment, obtaining healthcare benefits, addressing any substance abuse issues, becoming “document ready” for the purpose of securing necessary records that will be required for stable housing options, saving for housing and reconciling with family members when possible.
5	Project Name	Maggie's Place
	Target Area	Citywide
	Goals Supported	Strengthen Homeless Shelter & Services Support Public Services Support (Non-Homeless)
	Needs Addressed	Domestic Violence Services.
	Funding	CDBG: \$35,000
	Description	Maggie's Place provides life-changing programs and services for the Valleys most vulnerable, homeless pregnant women. We provide supportive housing and healing-centered services for pregnant and parenting women and their children by offering a warm and welcoming community, a safe place to live and learn, and ongoing services to help them become self-sufficient. Our model program has been operating successfully for 19 years, and we continue to meet the needs of the community by building more homes and serving more women and children. (PS)
	Target Date	6/30/2021
	Estimate the number and type of families that will benefit from the proposed activities	35 individuals.

	Location Description	This program takes place at The Elizabeth House in Tempe, located at 1815 E. Gemini Drive, Tempe AZ, 85283.
	Planned Activities	Maggie’s Place services will provide shelter and basic needs assistance (access to medical, food, and income benefits), Maggie’s Place provides mental/behavioral health services, access to education programs including high school equivalency (GED) and community colleges, vocational training, enrollment in state programs (health insurance, primary care referral, day care subsidies, food stamps, etc.) and a community filled with love and dignity during the critical times of pregnancy and infancy.
6	Project Name	CDBG Program Administration
	Target Area	Citywide CDBG Eligible Areas
	Goals Supported	Expand Affordable Rental Housing In Tempe Foster Housing Quality By Housing Rehabilitation Strengthen Homeless Shelter & Services Support Homeless Outreach Assistance Homeless Prevention/Eviction Intervention. Public Services Support (Non-Homeless) Foster Economic Development.

Needs Addressed	Affordable Rental Housing Assistance For Tenants. Affordable Rental Housing Acquisition. Affordable Rehabilitation Housing Aid. New Construction/Downpayment Aid For Owners. Homeless Shelter Support. Homeless Outreach. Eviction Intervention & Rapid Re-housing. Food Bank Support Employment Assistance Support. Transportation Services Support. Elderly Services. Youth Services Child Care Services. Disability Services. Domestic Violence Services. Legal Services. Fair Housing Services. Public & Community Facilities Support.
Funding	CDBG: \$368,195
Description	Administration of the CDBG Program.
Target Date	6/30/2021
Estimate the number and type of families that will benefit from the proposed activities	
Location Description	3500 S Rural Road, Suite 202 Tempe AZ 85281
Planned Activities	Administration of the CDBG Program.

7	Project Name	COT - Workforce Development
	Target Area	Citywide
	Goals Supported	Foster Economic Development.
	Needs Addressed	Employment Assistance Support. Technical Assistance & Small Business Loans.
	Funding	CDBG: \$50,000
	Description	COT Workforce Development program will enhance economic opportunities in LMI neighborhoods by providing technical assistance with the goal of creating jobs to LMI Tempe residents. (ED)
	Target Date	6/30/2021
	Estimate the number and type of families that will benefit from the proposed activities	5 Jobs created
	Location Description	City wide
	Planned Activities	COT Workforce Development will provide profesional services to low-to-moderate income Tempe residents to create and retain jobs.
8	Project Name	CDBG-CV Kid Zone Enrichment Program
	Target Area	Citywide
	Goals Supported	Public Services Support (Non-Homeless)
	Needs Addressed	Youth Services
	Funding	CDBG-CV: \$30,000

	Description	The Kid Zone Enrichment Program offers before and after school programs along with camp programming during all school and summer breaks, throughout the City of Tempe. Kid Zone began in 1985, in partnership with the Tempe Elementary School District, to provide a safe, enriching environment for children to attend during non-school hours. Kid Zone operates in 17 school sites and provides a continuity of programs, serving children in Preschool through 8th grade, and approximately 3,000 children each year. Of those 17 school sites, 12 of them are Title I, where 50% or more of the families qualify for free and/or reduced breakfast and lunch.
	Target Date	6/30/2021
	Estimate the number and type of families that will benefit from the proposed activities	3000
	Location Description	Broadmor and Rover Schools
	Planned Activities	Kid Zone also offers a full-day, nationally accredited preschool program at Getz School. The program provides offers before and after school programs along with camp programming during all school and summer breaks. Kid Zone also partners with Tempe PRE to provide extended care services at 5 school locations. The funds will be used for PPE's supplies to provide the program.
9	Project Name	CDBG-CV COT Rent and Mortgage Assistance
	Target Area	Citywide
	Goals Supported	Expand Affordable Rental Housing In Tempe Homeless Prevention/Eviction Intervention.
	Needs Addressed	Affordable Rental Housing Assistance For Tenants. Eviction Intervention & Rapid Re-housing.
	Funding	CDBG-CV: \$1,821,991

	Description	The program will provide rent or mortgage assistance to LMI Tempe residents impacted by the COVID-19 pandemic through direct payments up to \$10,000 to their landlord or mortgage company. Per Federal regulations these emergency payments not to exceed 6 months, nor pay for the tax portion of the mortgage payment.
	Target Date	6/30/2021
	Estimate the number and type of families that will benefit from the proposed activities	182 Households
	Location Description	Citywide
	Planned Activities	The program will provide rent or mortgage assistance to LMI residents impacted by the COVID-19 pandemic through direct payments up to \$10,000 to their landlord or mortgage company. Per Federal CARES Act regulations these emergency payments not to exceed 6 months, nor pay for the tax portion of the mortgage payment. The CV funds are from the following allocations CDBG-CV \$300,000 and CDBG-CV3 \$1,521,991.
10	Project Name	CDBG-CV Dorsey Building Rehabilitation
	Target Area	Citywide
	Goals Supported	Homeless Outreach Assistance Homeless Prevention/Eviction Intervention. Public Services Support (Non-Homeless) Foster Economic Development.
	Needs Addressed	Public & Community Facilities Support.
	Funding	CDBG-CV: \$338,216 ESG - CV: \$911,618

Description	The Dorsey building will be rehabilitated to facility to be used as an EnVision Center/Resiliency Hub that would have the capacity to provide space for workforce development, childcare, access to shelter options, parenting classes and would bridge the digital divide. Additionally, it would provide 12 offices for Human Services staff to provide the programming needed by the community to meet the objectives of Homelessness and Homelessness Prevention Recovery Initiative.
Target Date	
Estimate the number and type of families that will benefit from the proposed activities	1000
Location Description	
Planned Activities	The EnVision center concept provides all the services an individual/family need to become self-sufficient in one location. This is complemented by the concept of a Resiliency Hub in connection to the Office of Sustainability. Additionally, the EnVision Hub would be able to prototype many of the emergency management and resilience concepts embodied in resilience hubs and resilient energy hubs. Tempe’s first Climate Action Plan recommends that Tempe invest in neighborhood facilities that can act as community hubs during emergencies as well as provide wrap-up services (similar to the EnVision concept). The resilience hub concept requires deep community engagement to ensure that neighbors have the resources they need, and the partnerships required to overcome major shocks. The resilience hub will be mentioned as a strategy in Tempe’s All Hazard Mitigation Plan with Maricopa County Emergency Management as a tool to dispense information and resources during an event. The resilient energy hub concept requires that the city work with the local utility to ensure that the facility has solar with battery storage and energy efficiency investments to ensure that the facility can withstand blackouts during a disaster. Tempe is excited to incorporate concepts from resilience hubs and resilient energy hubs into our EnVision hub concept to ensure that the center provides needed services 365 days a year, but also has the capacity and infrastructure to serve residents with limited incomes as a neighborhood resource during a disaster as a part of a whole community-based approach to emergency management

11	Project Name	ESG20 Tempe
	Target Area	Citywide
	Goals Supported	Homeless Outreach Assistance Homeless Prevention/Eviction Intervention. CV CARES ACT
	Needs Addressed	Homeless Shelter Support. Homeless Outreach. Eviction Intervention & Rapid Re-housing. Food Bank Support Employment Assistance Support. Transportation Services Support.
	Funding	ESG: \$146,818 ESG - CV: \$2,296,956
	Description	This project includes ESG PY2020 (\$146,818), ESG-CV funds (\$506,269), and ESG-CV2 (\$1,790,686) for a total of \$2,443,773.-----ESG PY2020 (Total of \$146,818): Activities will be Homeless Prevention (\$75,000), Rapid Re-Housing (\$60,807), and Administration (\$11,011).ESG-CV (Total of \$506,270) eligible activities will be funded to prevent, prepare for, and respond to the coronavirus pandemic (COVID-19) among individuals and families who are homeless or receiving homeless assistance; and/or to support additional homeless assistance and homelessness prevention activities to mitigate the impacts of COVID-19. Activities will be Homeless Prevention (\$250,000), Shelter and Street outreach (\$205,643) and Administration (\$50,627).ESG-CV2 (Total of \$1,790,686) eligible activities will be funded to prevent, prepare for, and respond to the coronavirus pandemic (COVID-19) among individuals and families who are homeless or receiving homeless assistance. Below is a list of activities:A New Leaf - Tempe Siemer Rent/Mortgage and utility: \$50,000Child Crisis Arizona -Emergency Childrens Shelter: \$10,000Salvartion Army -Homeless Prevention Rental Assistance: \$33,000A New Leaf - EVMC Shelter Services for COVID Response: \$50,000TCAA- I-HELP Shelter and Oasis Drop-in Center: \$50,000Homeward Bound - Rent Relief: \$15,000Dorsey Shelter Operations: \$492,000Dorsey Building Rehabilitation: \$911,618Administration: \$179,068

	Target Date	6/30/2021
	Estimate the number and type of families that will benefit from the proposed activities	100 homeless individuals.
	Location Description	
	Planned Activities	The shelter will provide housing, food and overnight shelter for destitute families, homeless, the displaced and to youth where family care is undesirable or unavailable.
12	Project Name	CDBG-CV- COT Workforce Development
	Target Area	Citywide
	Goals Supported	Foster Economic Development.
	Needs Addressed	Employment Assistance Support. Technical Assistance & Small Business Loans.
	Funding	CDBG-CV: \$200,000
	Description	COT Workforce Development program will provide economic opportunities and technical assistance with the goal of creating jobs to Tempe residents that are affected by the Coronavirus pandemic.
	Target Date	6/30/2021
	Estimate the number and type of families that will benefit from the proposed activities	30
	Location Description	
	Planned Activities	Workforce Development will provide professional services to create and retained jobs to low-to-moderate income Tempe residents that are affected by the Coronavirus pandemic.

13	Project Name	CDBG-CV and CV3 Administration
	Target Area	
	Goals Supported	CV CARES ACT
	Needs Addressed	
	Funding	CDBG-CV: \$597,551
	Description	CDBG-CV Program Administration CDBG-CV \$217,054 and CDBG-CV3 \$380,497
	Target Date	
	Estimate the number and type of families that will benefit from the proposed activities	
	Location Description	
	Planned Activities	Administration of CDBG-CV program.

AP-50 Geographic Distribution - 91.420, 91.220(f)

Description of the geographic areas of the entitlement (including areas of low-income and minority concentration) where assistance will be directed

Pursuant to the specific projects identified in AP-35, the commitment of CDBG and ESG resources shall be based on low- and moderate- income requirements of clients assisted, special needs and homeless persons, etc. The City of Tempe has elected not to allocate resources geographically but instead based on client eligibility under the CDBG and ESG programs. Thus, the following table has not been completed.

Geographic Distribution

Target Area	Percentage of Funds
CDBG Eligible Areas	

Table 23 - Geographic Distribution

Rationale for the priorities for allocating investments geographically

The City of Tempe has elected not to allocate resources geographically but instead based on client eligibility under the CDBG and ESG program.

Discussion

To reiterate, the City of Tempe has elected not to allocate resources geographically but instead based on client eligibility under the CDBG and ESG program. Refer to SP-10 of the FY 2020-FY 2024 Tempe Consolidated Plan for eligible CDBG geographic areas.

AP-65 Homeless and Other Special Needs Activities - 91.420, 91.220(i)

Introduction

Tempe will assist up to 859 homeless persons and those at-risk through direct support to shelters and navigation support, etc. In addition, Tenant Based Rental Assistance will be provided to about 50 low-income households thereby preventing homelessness. Public services support will be provided to Maggie's Place assisting 35 homeless pregnant women. In addition, Tempe plans on committing new, ESG resources for Homeless Prevention and Rapid Re-Housing Program that will assist 13 individuals with maintaining or regaining permanent housing through rental assistance and other essential services.

Describe the jurisdictions one-year goals and actions for reducing and ending homelessness including

Reaching out to homeless persons (especially unsheltered persons) and assessing their individual needs

Tempe (the Homeless Solutions Supervisor) will carry-out the following responsibilities: provide resources, outreach and services that include; bus passes, basic hygiene supplies, assistance in obtaining Drivers License, State IDs, housing navigation to locate affordable housing in the city of Tempe, move-in kits when someone locates housing, connections to substance abuse and behavioral health services to residents who are experiencing homelessness and those who are at imminent risk. Provide assistance to local businesses, COT Police 845, Hospitals and Emergency Services who encounter people experiencing homelessness in our community. Oversee the HOPE team, the City's Homeless Outreach Team. Participate in regional planning efforts with Maricopa Associated Governments (MAG) and Maricopa Continuum of Care (CoC). Facilitate the Annual Point in Time Homeless Street Count in Tempe. Plan and coordinate Tempe based homeless service providers to provide community education and services on homelessness in Tempe.

Addressing the emergency shelter and transitional housing needs of homeless persons

Tempe will continue to assist/support entities like the EVMC which is the only emergency shelter program for men experiencing homelessness, 18 years and older, in Maricopa County East Valley that helps men rebuild their lives. For example, EVMC is equipped to serve 94 homeless male residents with emergency shelter services at any one time. Services are designed to target key barriers to their success including mental illness, substance abuse, financial instability, social isolation and limited employment and/or education. To empower residents and facilitate their successful re-integration back into the

community, EVMC offers the following supportive services: food, clothing, case management, workforce development, life skills education/training, financial literacy, a mandatory savings program, referrals to behavioral health counseling and AA/NA support groups, legal aid, GED preparation, adult literacy, and asset building.

Helping homeless persons (especially chronically homeless individuals and families, families with children, veterans and their families, and unaccompanied youth) make the transition to permanent housing and independent living, including shortening the period of time that individuals and families experience homelessness, facilitating access for homeless individuals and families to affordable housing units, and preventing individuals and families who were recently homeless from becoming homeless again

Please refer to the extensive services noted under 'reaching out to homeless persons' in addition to support to the EVMC shelter. In addition, Tempe will render support to Maggie's Place which provides life-changing programs and services for the Valley's most vulnerable, homeless pregnant women. We provide supportive housing and healing-centered services for pregnant and parenting women and their children by offering a warm and welcoming community, a safe place to live and learn, and ongoing services to help them become self-sufficient. Our model program has been operating successfully for 19 years, and we continue to meet the needs of the community by building more homes and serving more women and children.

Helping low-income individuals and families avoid becoming homeless, especially extremely low-income individuals and families and those who are: being discharged from publicly funded institutions and systems of care (such as health care facilities, mental health facilities, foster care and other youth facilities, and corrections programs and institutions) or, receiving assistance from public or private agencies that address housing, health, social services, employment, education, or youth needs.

In addition to the items noted above, Tempe will assist up to 50 low-income households with TBRA thereby substantially preventing homelessness for this 'at-risk' in the city.

Discussion

To reiterate, Tempe will continue to render aggressive homeless outreach and navigation services, a variety of targeted public services, TBRA rental support for 'at-risk' low-income households, and specific support to Maggie's Place for pregnant, homeless women suffering from domestic abuse and assistance to the EVMC (east Valley Men's Shelter) as well of the Homeless Prevention and Rapid Re-

Housing Program that will assist 13 individuals with maintaining or regaining permanent housing through rental assistance and other essential services financed with new, ESG resources. To reiterate, the Homeless Prevention Program will assist families and individuals to retain housing through short-medium term rental assistance and case management to prevent moving into an emergency shelter. The Rapid Re-Housing Program will assist individual or families living in a shelter or other place as indicated in the homeless definition move into permanent housing. Assistance will consist of short-term and medium-term rental assistance, rental arrears, rental application fees, security deposits, advance payments of last's month rent, utility deposits, moving costs, housing search and placement, housing stability case management, mediation, legal services, and credit repair.

AP-85 Other Actions - 91.420, 91.220(k)

Introduction

The City currently provides a variety of services to the residents of Tempe, some funded by CDBG, ESG and HOME allocations, with private and City funding bringing additional assets to bear on these problems. Below are some of the actions currently performed by the City or under consideration for the future.

Actions planned to address obstacles to meeting underserved needs

The City will continue to look for new funding sources for programs to address underserved needs. Funding is the major obstacle in providing the services needed to focus on the vast variety of issues that prevent families from breaking out of poverty and from living in the best, most affordable housing possible.

Actions planned to foster and maintain affordable housing

When possible and appropriate opportunities exist, the City may explore providing financial assistance for Tax Credit Projects for affordable housing development to expand multi-family rental development projects and homeownership opportunities. Additionally, acquisition, soft costs and site development funds may be used for affordable housing development. Consideration for additional funding may be given upon completion of the pre-development phase.

Actions planned to reduce lead-based paint hazards

Actions planned to reduce lead-based paint hazards include but are not limited to:

- Continue to meet HUD lead-based paint abatement standards in housing rehabilitation programs.
- Seek additional funding as it becomes available to provide testing and abatement of lead-based paint hazards in single-family housing where young children are present.
- Expand the stock of lead safe housing units through housing initiatives.

Actions planned to reduce the number of poverty-level families

Actions planned to reduce the number of poverty-level families include but are not limited to:

The City will continue its efforts in conjunction with the Continuum of Care and the Tempe Rental Assistance program to reduce the number of poverty-level families through the development of services needed to assist those families with educational opportunities, job growth, and life skills training

through the various social service agencies operating in the city.

Actions planned to develop institutional structure

Actions planned to develop institutional structure include but are not limited to:

- Work with non-profit organizations to address community needs and provide support to federal and non-federal funding initiatives.
- Work with private industry to address important issues that hamper housing and community development efforts.
- Identify opportunities to create private/public partnerships for project finance and development to leverage federal funds.

Actions planned to enhance coordination between public and private housing and social service agencies

The City will continue to coordinate planning activities with private housing and social service agencies, including participation in the MAG Continuum of Care meetings, development of the Continuum of Care, and enumeration of point-in-time and homeless surveys. City staff will also continue its participation in other coalitions and study groups as the opportunity arises.

Discussion

The actions are primarily the continuation of prior city policies/programs. No major obstacles in the institutional structure have been identified that need to be addressed. The City is also satisfied with its efforts to coordinate with private housing and social service agencies.

Program Specific Requirements

AP-90 Program Specific Requirements - 91.420, 91.220(I)(1,2,4)

Introduction

The following provides details on program specific requirements for the CDBG.

Community Development Block Grant Program (CDBG) Reference 24 CFR 91.220(I)(1)

Projects planned with all CDBG funds expected to be available during the year are identified in the Projects Table. The following identifies program income that is available for use that is included in projects to be carried out.

1. The total amount of program income that will have been received before the start of the next program year and that has not yet been reprogrammed	0
2. The amount of proceeds from section 108 loan guarantees that will be used during the year to address the priority needs and specific objectives identified in the grantee's strategic plan.	0
3. The amount of surplus funds from urban renewal settlements	0
4. The amount of any grant funds returned to the line of credit for which the planned use has not been included in a prior statement or plan	0
5. The amount of income from float-funded activities	0
Total Program Income:	0

Other CDBG Requirements

1. The amount of urgent need activities	0
2. The estimated percentage of CDBG funds that will be used for activities that benefit persons of low and moderate income. Overall Benefit - A consecutive period of one, two or three years may be used to determine that a minimum overall benefit of 70% of CDBG funds is used to benefit persons of low and moderate income. Specify the years covered that include this Annual Action Plan.	100.00%

**Emergency Solutions Grant (ESG)
Reference 91.220(l)(4)**

1. Include written standards for providing ESG assistance (may include as attachment)

The City of Tempe requires that subrecipients develop written standards that are consistently applied within the agencies' programs. ESG subrecipients must conduct an initial evaluation to determine the eligibility of each individual or family seeking ESG assistance. The eligibility determination is conducted during the intake process and the amount and types of assistance the individual or family needs to regain stability in permanent housing are determined. Subrecipients utilize the HUD published income limits that are updated annually to determine income eligibility for program participation. Documentation is collected to show that the participants lack sufficient resources to remain in his/her home or enter new housing without ESG assistance. If there are changes in the income of the program participants, subrecipients are required to re-evaluate the eligibility and needs of the households. The City has a program policies and procedures binder which is used to guide its programs. The binder is incorporated by reference. ESG standards for providing assistance are included in the agreements with service providers. The city will continue to work with the Continuum of Care and the ESG Collaboration Work Group to standardize the contracting, eligibility determination and reporting documentation for the ESG program. The Maricopa Association of Governments (MAG) and Maricopa County Human Services are jointly leading the group's efforts. The ESG Collaboration Work Group also includes the State of Arizona; the cities of Phoenix, Mesa and Glendale; Valley of the Sun United Way, and Community Information and Referral.

2. If the Continuum of Care has established centralized or coordinated assessment system that meets HUD requirements, describe that centralized or coordinated assessment system.

The Maricopa Association of Governments (MAG) administers the regional Continuum of Care. According to the MAG CoC Regional Committee on Homelessness Governance Charter and Operating Policies, the CoC approved the Service Prioritization Decision Assessment Tool (SPDAT) and the Family SPDAT as the region's common assessment tool. The tool was developed in collaboration with municipalities, homeless services providers, and funders. The goal of the Coordinated Assessment System is to end homelessness quickly and effectively by following a housing first approach. The assessment system provides multiple access points throughout the region, streamlines the referral process, and prioritizes individuals and families with the highest level of needs. The CoC is currently implementing the coordinated assessment system.

HMIS is an electronic data collection system that facilitates the collection of information on persons who are homeless or at risk of becoming homeless. The HMIS is being coordinated through the Maricopa CoC. ESG subrecipients are required to report program participant-level data such as the number of persons served and their demographic information in the HMIS database, in accordance

with HUD published HMIS and data standards, and other community standards as may be adopted by the City and/or the CoC.

3. Identify the process for making sub-awards and describe how the ESG allocation available to private nonprofit organizations (including community and faith-based organizations).

The City of Tempe Human Services Division has an established process for accepting competitive applications from non-profit organizations thru Zoomgrants website, the city reviews the applications using a systematic tool assesment to recommend the activities that are eligible under the ESG program. The City Council has final approval of these allocations.

4. If the jurisdiction is unable to meet the homeless participation requirement in 24 CFR 576.405(a), the jurisdiction must specify its plan for reaching out to and consulting with homeless or formerly homeless individuals in considering policies and funding decisions regarding facilities and services funded under ESG.

The Continuum of Care is governed by a Board, which is the decision-making body for the CoC, and receives input from CoC committees including the CoC Regional Committee on Homelessness. The City participates in the CoC Regional Committee on Homelessness.

5. Describe performance standards for evaluating ESG.

The City will evaluate performance under the ESG program primarily by tracking beneficiaries assisted with homeless prevention or rapid re-housing dollars, and individuals and families provided with emergency shelter. The City will also use the timely distribution of funds as a performance standard. Program outcomes will be reported in the Consolidated Annual Performance Evaluation Report (CAPER). The City will monitor ESG subrecipients to ensure that funds have been spent on eligible costs and that the program regulations and requirements have been met. The City will also consult with the CoC on meeting regional goals to end homelessness as identified in the Ten-Year Plan to End Homelessness. The ESG program requires that the City must provide a 100% match from other sources. The City shall ensure that match amounts including other grants, cash, general funds, in kind services/costs are tracked and documented for both its own operations and the operations of its subrecipients under the program

Discussion

The City of Tempe has no funding returning from any of the above mentioned sources. The City of Tempe is currently making principal and interest payments on a Section 108 loan originated in 2005 for economic development endeavors associated with the Tempe Market Place. In 2020, principal and

interest payments of \$509,380 will be made. The current principal balance of the 108 loan is approximately \$2.8 million.

Appendix - Alternate/Local Data Sources