



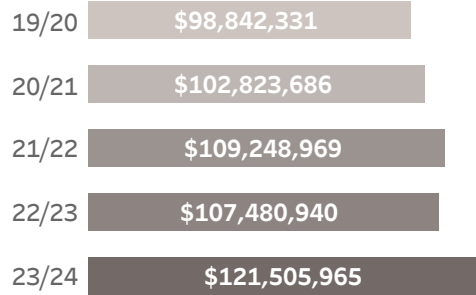
TEMPE POLICE DEPARTMENT QUICK FACTS

2023 Year-To-Date & Fiscal Year 2023/24

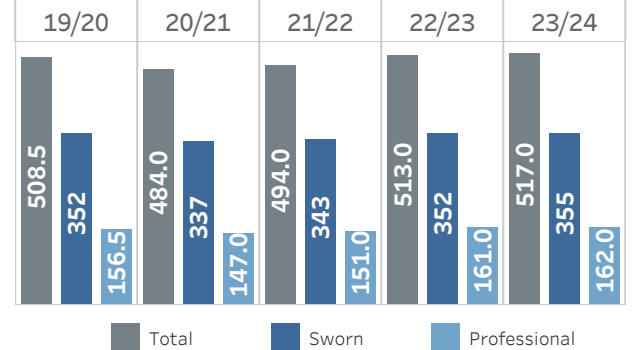
CITY OF TEMPE

SIZE: 40.22 sq miles
POPULATION: 185,950
SERVICE POPULATION:
 ~268,000 - 320,000
MEDIAN HOUSEHOLD INCOME:
 \$72,022
PERCENT OF POPULATION IN POVERTY: 17%
POPULATION W/ BACHELORS DEGREE OR HIGHER: 49%

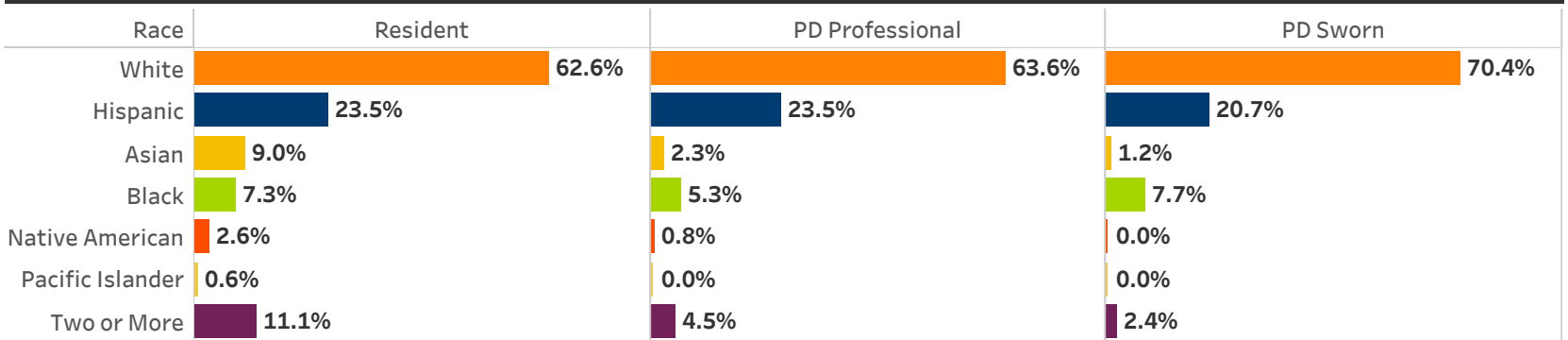
OPERATIONAL BUDGET



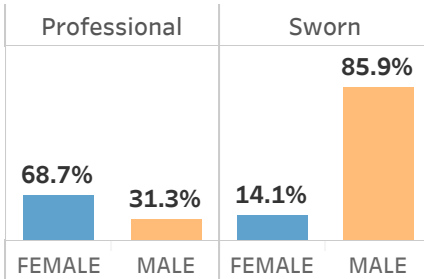
AUTHORIZED PERSONNEL



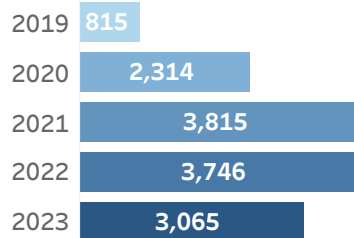
RACE AND ETHNICITY



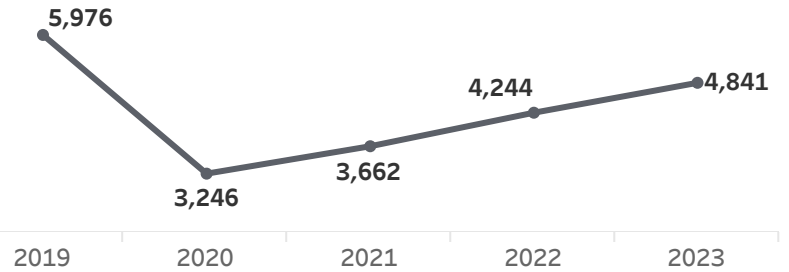
PD GENDER



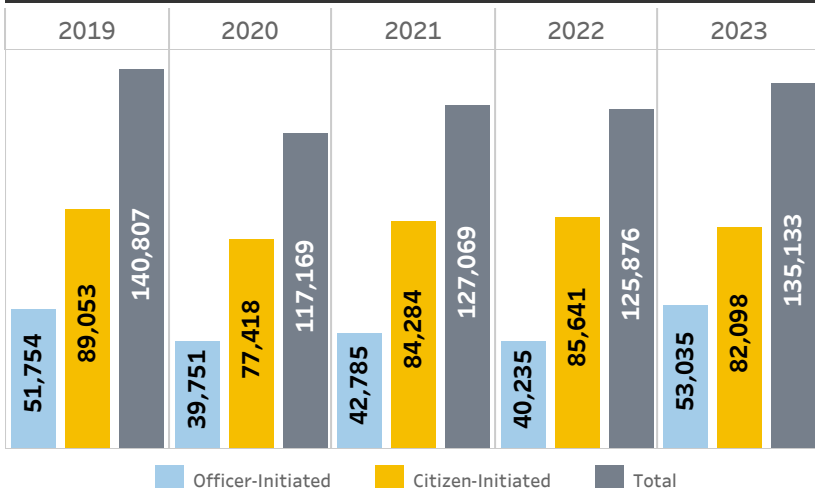
ONLINE REPORTS



COLLISIONS



CALLS FOR SERVICE



NIBRS GROUP A OFFENSES



NIBRS GROUP A OFFENSES per 1,000 RESIDENTS



Source: Data retrieved from US Census Bureau for City of Tempe overview and race/ethnicity for residents; City of Tempe Annual Report for budget and authorized personnel; PeopleSoft for PD personnel data; Tempe PD RMS for online reports, collisions, and calls for service; AZDPS TOPS for NIBRS Group A offenses. Report generated by CAIC on February 7, 2024.