



City Council Weekly Information Packet

Friday, November 22, 2024

Includes the following documents/information:

- 1) City Council Events Schedule
- 2) November 5, 2024, Special Bond Election Update
- 3) Tax Revenue Statistical Report – October 2024
- 4) Community Services Update



City Council Events Schedule

November 8, 2024 thru August 19, 2025

The Mayor and City Council have been invited to attend various community meetings and public and private events at which a quorum of the City Council may be present. The Council will not be conducting city business, nor will any legal action be taken. This is an event only and not a public meeting. A list of the community meetings and public and private events along with the schedules, dates, times, and locations is attached. Organizers may require a rsvp or fee.

Thu	Nov 21	1:30 p.m. – 2:00 p.m.	Press Conference on Launch of 2024 Municipal Equality Index Location: Tempe City Council Chambers 31 E 5th Street Tempe, AZ
Fri	Nov 22	6:00 p.m. – 9:00 p.m.	40 & Forward – Celebrating 40 Years Of Tempe Leadership Location: Tempe Diablo Stadium 2200 W Alameda Dr Tempe, AZ
Sat	Nov 23	9:30 a.m. – 11:30 p.m.	ASU Homecoming Parade 2024 Location: Arizona State University Tempe, AZ
Sat	Nov 23	6:00 p.m. – 8:30 p.m.	16 th Annual Law Enforcement Appreciation Dinner Banquet Location: Phoenix Airport Hilton Hotel 2435 S. 47 th Street Phoenix, AZ
Tue	Nov 25	5:30 p.m. – 7:30 p.m.	Mayor's Youth Advisory Commission Meeting (Meet and Greet) Location: Council Chambers 31 E. Fifth Street Tempe, AZ
Fri	Nov 29	4:00 p.m. – 8:00 p.m.	Fantasy of Lights Street Parade and Tree Lighting Location: Fantasy of Lights Parade Staging Area Site 3 rd Street and Ash Tempe, AZ
Mon	Dec 2	6:30 p.m. – 7:30 p.m.	Corona del Sol Estates Neighborhood Association Meeting Location: Zoom https://us06web.zoom.us/j/87288490837?pwd=baSXHMshLwQy2AUBQS4UTlw7FTAh3b.1
Tue	Dec 3	8:00 a.m. –	Hayden Flour Mill Press Event - National Register of Historic Places Location: Hayden Flour Mill

		9:00 a.m.	119 S. Mill Avenue Tempe, AZ
Tue	Dec 3	7:00 a.m. – 10:00 a.m.	26 th Annual State of the City Address with Mayor Corey Woods Location: Omni Tempe Hotel at ASU 7 E. University Drive Tempe, AZ
Wed	Dec 4	8:00 a.m. – 9:30 a.m.	26 th Annual State of the City Address with Mayor Corey Woods Location: Omni Tempe Hotel 7 E. University Drive Tempe, AZ
Thu	Dec 5	5:30 p.m. – 8:00 p.m.	Past, Present, Future: Envisioning Public Art in Tempe Location: Eisendrath House 1400 N College Avenue Tempe, AZ
Sat	Dec 7	1:00 p.m. – 4:00 p.m.	Chandler Thunderbird Lodge #15 125 th Anniversary Location: Chandler Thunderbird Lodge #15 88 W. Erie Street Tempe, AZ
Wed	Dec 11	11:00 a.m. – 3:00 p.m.	City Manager's Holiday Party Location: City Hall 31 E. Fifth Street Tempe, AZ
Wed	Dec 11	11:30 a.m. – 1:00 p.m.	Protech Open House Location: Protech Automotive Solutions 819 E. Curry Road Tempe, AZ
Fri	Dec 13	11:00 a.m. – 4:00 p.m.	Tempe Elementary Blood Drive Location: Tempe Elementary School District #3 3205 S. Rural Road Tempe, AZ
Sat	Dec 14	7:00 p.m. – 9:00 p.m.	Fantasy of Lights Boat Parade Location: Tempe Beach Lake Beach Park 80 W. Rio Salado Parkway Tempe, AZ
Tue	Dec 31	3:00 p.m. – 6:00 p.m.	Slalom Office Opening and Ribbon Cutting Location: 310 S. Mill Avenue Tempe, az

Mon	Jan 13	7:30 a.m. – 10:00 a.m.	Martin Luther King Jr. Diversity Awards Location: The Buttes 2000 W. Westcourt Way Tempe, AZ
Wed	Jan 22	4:00 p.m. – 5:30 p.m.	First Business After Hours of 2025 (Tempe Chamber) Location: Benchmark Electronics 56 S. Rockford Tempe, AZ
Sat	Jan 25	4:30 p.m. – 7:00 p.m.	Unity Walk Location: Tempe Beach Park 80 W. Rio Salado Parkway Tempe, AZ
Wed	Jan 29	8:30 a.m. – 10:20 a.m.	Neighborhood Day at the State Capitol Location: Arizona State Senate, 1st Floor Majority Caucus Room 1700 W. Washington Street Phoenix, AZ
Wed	Jan 29	6:00 p.m. – 7:30 p.m.	Broadmor Neighborhood Association Meeting Location: Private Residence
Sat	Feb 22	10:00 a.m. – 2:00 p.m.	Tempe Empty Bowls 2025 Location: Tempe Public Library 3500 S. Rural Road Tempe, AZ
Thu	Feb 27	8:30 a.m. – 12:30 a.m.	Tempe Youth Talks - 2025 Location: Marcos de Niza High School 6000 S. Lakeshore Drive Tempe, AZ
Fri	Mar 7	12:50 p.m. – 1:30 p.m.	Diablos Charities Check Presentation - Spring Training\ Location: Tempe Diablo Stadium 2200 W. Alameda Drive Tempe, AZ
Sat	Mar 8	11:00 a.m. – 12:00 p.m.	Colonial Dames' Marking & Dedication of Petersen House Museum Location: Petersen House Museum 1414 W. Southern Ave Tempe, AZ
Sun-Fri	Mar 9 –14	All day	NLC Congressional City Council Location: Washington D.C.

Sat	Apr 5	9:00 a.m. – 11:00 a.m.	Neighborhood Celebration Location: Kiwanis Park Fiesta Ramadas 6111 S. All American Way Tempe, AZ
Sat	Apr 19	5:30 p.m. – 8:30 p.m.	Ignite the Night – Tempe Diablos Charity Event Location: Phoenix Zoo 455 N. Galvin Parkway Phoenix, AZ
Tue	Aug 19	All Day	AZ League of Cities and Towns Location: Fairmont Scottsdale Princess 7575 E. Princess Drive Scottsdale, AZ

11/22/24 ST



MEMORANDUM

TO: Mayor and City Council
FROM: Kara DeArrastia, City Clerk
DATE: November 22, 2024
SUBJECT: November 5, 2024 Special Bond Election Update

Final Bond Election Update

This is the final update regarding the November 5, 2024, Special Bond Election. The election is officially closed following the completion of the Official Canvass of Votes and Certification of Final Election Results at the [November 21 Regular Council Meeting](#).

At that meeting, City Council adopted:

- [Resolution No. R2024.153 \(Item 7C19\)](#), declaring the canvass of results for the November 5, 2024, City of Tempe Special Bond Election.
- [Resolution No. R2024.154 \(Item 7C20\)](#), declaring the result of the November 5, 2024, City of Tempe Special Bond Election, adopting a certificate of the result, and ordering the recording of the certificate of the result.

Final Official Election Results

QUESTION	VOTES, YES <i>(for creating the indebtedness)</i>	VOTES, NO <i>(against creating the indebtedness)</i>	TOTAL VOTES CAST
1. Enhance Community Safety Through Public Safety and Roadway Improvements	51,242	15,134	66,376
2. Improve Quality of Life in Tempe Neighborhoods	49,439	16,889	66,328
3. Increase Supply of Affordable Housing	46,099	20,337	66,436

The Final Official Results Summary Report, Final Official Canvass Statement of Votes Cast, Early Voting Rejections Report, and Provisional Totals by Precinct Report are available [online](#) and are also attached to this memorandum. Once fully executed, the resolutions and report attachments will be posted on the City's elections webpage at tempe.gov/election.

Thank you for your engagement throughout this election process. For any further questions or additional information, I can be reached at (480) 350-8947 or kara_dearrastia@tempe.gov.

FINAL OFFICIAL RESULTS

General Election

Maricopa County

November 5, 2024

Elector Group	Counting Group	Cards Cast	Voters Cast	Registered Voters	Turnout
Total	EARLY VOTE	127,719	64,100	89,006	72.02%
	ELECTION DAY	19,247	9,624		10.81%
	PROVISIONAL	383	204		0.23%
	Total	147,349	73,928		83.06%

Voters Cast: 73,928 of 89,006 (83.06%)

Cards Cast: 147,349

Tempe-QUESTION 1 (Vote for 1)

	Total	
Times Cast	73,928 / 89,006	83.06%
Undervotes	7,526	
Overvotes	26	

Candidate	Party	Total	
BOND APPROVAL, YES	NON	51,242	77.20%
BOND APPROVAL, NO	NON	15,134	22.80%
Total Votes		66,376	

Tempe-QUESTION 2 (Vote for 1)

	Total	
Times Cast	73,928 / 89,006	83.06%
Undervotes	7,567	
Overvotes	33	

Candidate	Party	Total	
BOND APPROVAL, YES	NON	49,439	74.54%
BOND APPROVAL, NO	NON	16,889	25.46%
Total Votes		66,328	

Tempe-QUESTION 3 (Vote for 1)

	Total	
Times Cast	73,928 / 89,006	83.06%
Undervotes	7,478	
Overvotes	14	

Candidate	Party	Total	
BOND APPROVAL, YES	NON	46,099	69.39%
BOND APPROVAL, NO	NON	20,337	30.61%
Total Votes		66,436	

FINAL OFFICIAL RESULTS
STATEMENT OF VOTES CAST
 General Election
 Maricopa County
 November 5, 2024

Precinct	Registered Voters	Cards Cast	Voters Cast	% Turnout
County				
Electionwide				
0012 ALEXANDER				
EARLY VOTE	4,992	8,535	4,280	85.74%
ELECTION DAY	4,992	456	228	4.57%
PROVISIONAL	4,992	2	1	0.02%
Total	4,992	8,993	4,509	90.32%
0048 BALBOA				
EARLY VOTE	3,361	4,614	2,316	68.91%
ELECTION DAY	3,361	734	367	10.92%
PROVISIONAL	3,361	20	10	0.30%
Total	3,361	5,368	2,693	80.12%
0090 CAIRO				
EARLY VOTE	2,608	3,951	1,983	76.04%
ELECTION DAY	2,608	492	246	9.43%
PROVISIONAL	2,608	3	2	0.08%
Total	2,608	4,446	2,231	85.54%
0098 CAMPBELL PARK				
EARLY VOTE	1,909	3,037	1,525	79.88%
ELECTION DAY	1,909	306	153	8.01%
PROVISIONAL	1,909	3	2	0.10%
Total	1,909	3,346	1,680	88.00%
0105 CARDINAL				
EARLY VOTE	3,362	5,603	2,809	83.55%
ELECTION DAY	3,362	398	199	5.92%
PROVISIONAL	3,362	2	1	0.03%
Total	3,362	6,003	3,009	89.50%

Precinct	Registered Voters	Cards Cast	Voters Cast	% Turnout
0117 CELAYA				
EARLY VOTE	3,070	4,002	2,007	65.37%
ELECTION DAY	3,070	962	481	15.67%
PROVISIONAL	3,070	11	6	0.20%
Total	3,070	4,975	2,494	81.24%
0162 CORBELL				
EARLY VOTE	3,748	6,216	3,117	83.16%
ELECTION DAY	3,748	484	242	6.46%
PROVISIONAL	3,748	8	4	0.11%
Total	3,748	6,708	3,363	89.73%
0198 DARROW				
EARLY VOTE	1,828	2,465	1,236	67.61%
ELECTION DAY	1,828	397	199	10.89%
PROVISIONAL	1,828	15	8	0.44%
Total	1,828	2,877	1,443	78.94%
0226 DIABLO				
EARLY VOTE	1,774	2,462	1,238	69.79%
ELECTION DAY	1,774	314	157	8.85%
PROVISIONAL	1,774	0	0	0.00%
Total	1,774	2,776	1,395	78.64%
0235 DOVER				
EARLY VOTE	1,432	2,356	1,186	82.82%
ELECTION DAY	1,432	188	94	6.56%
PROVISIONAL	1,432	2	2	0.14%
Total	1,432	2,546	1,282	89.53%
0245 DWIGHT				
EARLY VOTE	957	1,397	703	73.46%
ELECTION DAY	957	194	97	10.14%
PROVISIONAL	957	5	3	0.31%
Total	957	1,596	803	83.91%
0266 ESCALANTE				
EARLY VOTE	3,668	4,198	2,110	57.52%
ELECTION DAY	3,668	1,354	677	18.46%
PROVISIONAL	3,668	23	12	0.33%
Total	3,668	5,575	2,799	76.31%

Precinct	Registered Voters	Cards Cast	Voters Cast	% Turnout
0274 EVERGREEN				
EARLY VOTE	2,230	2,814	1,413	63.36%
ELECTION DAY	2,230	524	262	11.75%
PROVISIONAL	2,230	2	1	0.04%
Total	2,230	3,340	1,676	75.16%
0378 HOLLIS				
EARLY VOTE	3,431	4,884	2,450	71.41%
ELECTION DAY	3,431	794	397	11.57%
PROVISIONAL	3,431	10	5	0.15%
Total	3,431	5,688	2,852	83.12%
0390 HUDSON				
EARLY VOTE	2,942	3,783	1,897	64.48%
ELECTION DAY	2,942	970	485	16.49%
PROVISIONAL	2,942	85	45	1.53%
Total	2,942	4,838	2,427	82.49%
0403 JENTILLY				
EARLY VOTE	3,061	4,081	2,044	66.78%
ELECTION DAY	3,061	726	363	11.86%
PROVISIONAL	3,061	13	7	0.23%
Total	3,061	4,820	2,414	78.86%
0408 JOYCE				
EARLY VOTE	1,595	2,018	1,014	63.57%
ELECTION DAY	1,595	424	212	13.29%
PROVISIONAL	1,595	8	4	0.25%
Total	1,595	2,450	1,230	77.12%
0518 MILLS				
EARLY VOTE	1,003	1,292	648	64.61%
ELECTION DAY	1,003	198	99	9.87%
PROVISIONAL	1,003	6	3	0.30%
Total	1,003	1,496	750	74.78%
0523 MITCHELL PARK				
EARLY VOTE	1,892	2,711	1,359	71.83%
ELECTION DAY	1,892	368	184	9.73%
PROVISIONAL	1,892	14	7	0.37%
Total	1,892	3,093	1,550	81.92%

Precinct	Registered Voters	Cards Cast	Voters Cast	% Turnout
0571 NVP 3				
EARLY VOTE	0	0	0	N/A
ELECTION DAY	0	0	0	N/A
PROVISIONAL	0	0	0	N/A
Total	0	0	0	N/A
0589 OPTIMIST				
EARLY VOTE	3,508	5,469	2,747	78.31%
ELECTION DAY	3,508	624	312	8.89%
PROVISIONAL	3,508	6	3	0.09%
Total	3,508	6,099	3,062	87.29%
0609 PALMER				
EARLY VOTE	2,179	2,733	1,372	62.96%
ELECTION DAY	2,179	572	286	13.13%
PROVISIONAL	2,179	4	2	0.09%
Total	2,179	3,309	1,660	76.18%
0634 PEPPERWOOD				
EARLY VOTE	3,152	4,045	2,031	64.44%
ELECTION DAY	3,152	778	389	12.34%
PROVISIONAL	3,152	3	2	0.06%
Total	3,152	4,826	2,422	76.84%
0652 POINTE				
EARLY VOTE	12	2	1	8.33%
ELECTION DAY	12	2	1	8.33%
PROVISIONAL	12	0	0	0.00%
Total	12	4	2	16.67%
0677 REDDEN				
EARLY VOTE	1,782	2,710	1,359	76.26%
ELECTION DAY	1,782	336	168	9.43%
PROVISIONAL	1,782	0	0	0.00%
Total	1,782	3,046	1,527	85.69%
0691 RIO SALADO				
EARLY VOTE	3,676	4,688	2,351	63.96%
ELECTION DAY	3,676	1,128	564	15.34%
PROVISIONAL	3,676	26	13	0.35%
Total	3,676	5,842	2,928	79.65%

Precinct	Registered Voters	Cards Cast	Voters Cast	% Turnout
0703 ROLLING HILLS				
EARLY VOTE	3,524	4,585	2,302	65.32%
ELECTION DAY	3,524	1,030	515	14.61%
PROVISIONAL	3,524	9	5	0.14%
Total	3,524	5,624	2,822	80.08%
0709 ROTARY PARK				
EARLY VOTE	3,103	4,620	2,322	74.83%
ELECTION DAY	3,103	494	247	7.96%
PROVISIONAL	3,103	10	5	0.16%
Total	3,103	5,124	2,574	82.95%
0738 SCUDDER				
EARLY VOTE	3,748	5,753	2,887	77.03%
ELECTION DAY	3,748	666	333	8.88%
PROVISIONAL	3,748	2	1	0.03%
Total	3,748	6,421	3,221	85.94%
0747 SHALIMAR				
EARLY VOTE	1,334	2,095	1,051	78.79%
ELECTION DAY	1,334	194	97	7.27%
PROVISIONAL	1,334	2	1	0.07%
Total	1,334	2,291	1,149	86.13%
0798 SUN DEVIL				
EARLY VOTE	1,483	1,946	976	65.81%
ELECTION DAY	1,483	544	272	18.34%
PROVISIONAL	1,483	36	21	1.42%
Total	1,483	2,526	1,269	85.57%
0853 TULANE				
EARLY VOTE	3,157	4,596	2,310	73.17%
ELECTION DAY	3,157	592	296	9.38%
PROVISIONAL	3,157	11	6	0.19%
Total	3,157	5,199	2,612	82.74%
0859 TWIN BUTTES				
EARLY VOTE	2,686	3,609	1,810	67.39%
ELECTION DAY	2,686	698	349	12.99%
PROVISIONAL	2,686	14	7	0.26%
Total	2,686	4,321	2,166	80.64%

Precinct	Registered Voters	Cards Cast	Voters Cast	% Turnout
0865 VAN NESS				
EARLY VOTE	1,760	2,411	1,213	68.92%
ELECTION DAY	1,760	372	186	10.57%
PROVISIONAL	1,760	6	3	0.17%
Total	1,760	2,789	1,402	79.66%
0872 VICTORY				
EARLY VOTE	1,505	1,991	999	66.38%
ELECTION DAY	1,505	546	273	18.14%
PROVISIONAL	1,505	18	10	0.66%
Total	1,505	2,555	1,282	85.18%
0883 WAGGONER				
EARLY VOTE	3,534	6,047	3,034	85.85%
ELECTION DAY	3,534	388	194	5.49%
PROVISIONAL	3,534	4	2	0.06%
Total	3,534	6,439	3,230	91.40%
Electionwide - Total	89,006	147,349	73,928	83.06%
County - Total	89,006	147,349	73,928	83.06%
EARLY VOTE	89,006	127,719	64,100	72.02%
ELECTION DAY	89,006	19,247	9,624	10.81%
PROVISIONAL	89,006	383	204	0.23%

Tempe-QUESTION 1 (Vote for 1) **** - Insufficient Turnout to Protect Voter Privacy

Precinct	Times Cast	Registered Voters	Undervotes	Overvotes
County				
Electionwide				
0012 ALEXANDER				
EARLY VOTE	4,280	4,992	340	2
ELECTION DAY	228	4,992	36	0
PROVISIONAL	1	4,992	****	****
Total	4,509	4,992	377	2
0048 BALBOA				
EARLY VOTE	2,316	3,361	218	0
ELECTION DAY	367	3,361	63	0
PROVISIONAL	10	3,361	****	****
Total	2,693	3,361	283	0
0090 CAIRO				
EARLY VOTE	1,983	2,608	139	4
ELECTION DAY	246	2,608	34	0
PROVISIONAL	2	2,608	****	****
Total	2,231	2,608	174	4
0098 CAMPBELL PARK				
EARLY VOTE	1,525	1,909	136	1
ELECTION DAY	153	1,909	17	0
PROVISIONAL	2	1,909	****	****
Total	1,680	1,909	154	1
0105 CARDINAL				
EARLY VOTE	2,809	3,362	191	2
ELECTION DAY	199	3,362	31	0
PROVISIONAL	1	3,362	****	****
Total	3,009	3,362	222	2

Precinct	BOND APPROVAL, YES (NON)		BOND APPROVAL, NO (NON)		Total Votes
County					
Electionwide					
0012 ALEXANDER					
EARLY VOTE	2,835	71.99%	1,103	28.01%	3,938
ELECTION DAY	124	64.58%	68	35.42%	192
PROVISIONAL	****	****	****	****	****
Total	2,959	71.65%	1,171	28.35%	4,130
0048 BALBOA					
EARLY VOTE	1,696	80.84%	402	19.16%	2,098
ELECTION DAY	234	76.97%	70	23.03%	304
PROVISIONAL	****	****	****	****	****
Total	1,937	80.37%	473	19.63%	2,410
0090 CAIRO					
EARLY VOTE	1,493	81.14%	347	18.86%	1,840
ELECTION DAY	142	66.98%	70	33.02%	212
PROVISIONAL	****	****	****	****	****
Total	1,636	79.69%	417	20.31%	2,053
0098 CAMPBELL PARK					
EARLY VOTE	1,028	74.06%	360	25.94%	1,388
ELECTION DAY	94	69.12%	42	30.88%	136
PROVISIONAL	****	****	****	****	****
Total	1,122	73.57%	403	26.43%	1,525
0105 CARDINAL					
EARLY VOTE	1,939	74.12%	677	25.88%	2,616
ELECTION DAY	121	72.02%	47	27.98%	168
PROVISIONAL	****	****	****	****	****
Total	2,061	74.00%	724	26.00%	2,785

Precinct	Times Cast	Registered Voters	Undervotes	Overvotes
0117 CELAYA				
EARLY VOTE	2,007	3,070	183	1
ELECTION DAY	481	3,070	72	0
PROVISIONAL	6	3,070	****	****
Total	2,494	3,070	257	1
0162 CORBELL				
EARLY VOTE	3,117	3,748	254	1
ELECTION DAY	242	3,748	31	0
PROVISIONAL	4	3,748	****	****
Total	3,363	3,748	286	1
0198 DARROW				
EARLY VOTE	1,236	1,828	95	0
ELECTION DAY	199	1,828	28	0
PROVISIONAL	8	1,828	****	****
Total	1,443	1,828	125	0
0226 DIABLO				
EARLY VOTE	1,238	1,774	108	2
ELECTION DAY	157	1,774	23	0
PROVISIONAL	0	1,774	0	0
Total	1,395	1,774	131	2
0235 DOVER				
EARLY VOTE	1,186	1,432	97	1
ELECTION DAY	94	1,432	19	0
PROVISIONAL	2	1,432	****	****
Total	1,282	1,432	118	1
0245 DWIGHT				
EARLY VOTE	703	957	65	0
ELECTION DAY	97	957	21	0
PROVISIONAL	3	957	****	****
Total	803	957	87	0

Precinct	BOND APPROVAL, YES (NON)		BOND APPROVAL, NO (NON)		Total Votes
0117 CELAYA					
EARLY VOTE	1,401	76.85%	422	23.15%	1,823
ELECTION DAY	312	76.28%	97	23.72%	409
PROVISIONAL	****	****	****	****	****
Total	1,717	76.79%	519	23.21%	2,236
0162 CORBELL					
EARLY VOTE	2,114	73.86%	748	26.14%	2,862
ELECTION DAY	157	74.41%	54	25.59%	211
PROVISIONAL	****	****	****	****	****
Total	2,273	73.89%	803	26.11%	3,076
0198 DARROW					
EARLY VOTE	914	80.11%	227	19.89%	1,141
ELECTION DAY	132	77.19%	39	22.81%	171
PROVISIONAL	****	****	****	****	****
Total	1,049	79.59%	269	20.41%	1,318
0226 DIABLO					
EARLY VOTE	900	79.79%	228	20.21%	1,128
ELECTION DAY	94	70.15%	40	29.85%	134
PROVISIONAL	0		0		0
Total	994	78.76%	268	21.24%	1,262
0235 DOVER					
EARLY VOTE	918	84.38%	170	15.63%	1,088
ELECTION DAY	51	68.00%	24	32.00%	75
PROVISIONAL	****	****	****	****	****
Total	969	83.32%	194	16.68%	1,163
0245 DWIGHT					
EARLY VOTE	489	76.65%	149	23.35%	638
ELECTION DAY	57	75.00%	19	25.00%	76
PROVISIONAL	****	****	****	****	****
Total	548	76.54%	168	23.46%	716

Precinct	Times Cast	Registered Voters	Undervotes	Overvotes
0266 ESCALANTE				
EARLY VOTE	2,110	3,668	224	0
ELECTION DAY	677	3,668	98	1
PROVISIONAL	12	3,668	3	0
Total	2,799	3,668	325	1
0274 EVERGREEN				
EARLY VOTE	1,413	2,230	134	0
ELECTION DAY	262	2,230	47	0
PROVISIONAL	1	2,230	****	****
Total	1,676	2,230	181	0
0378 HOLLIS				
EARLY VOTE	2,450	3,431	235	3
ELECTION DAY	397	3,431	72	0
PROVISIONAL	5	3,431	****	****
Total	2,852	3,431	309	3
0390 HUDSON				
EARLY VOTE	1,897	2,942	259	0
ELECTION DAY	485	2,942	100	0
PROVISIONAL	45	2,942	15	0
Total	2,427	2,942	374	0
0403 JENTILLY				
EARLY VOTE	2,044	3,061	199	0
ELECTION DAY	363	3,061	56	0
PROVISIONAL	7	3,061	****	****
Total	2,414	3,061	258	0
0408 JOYCE				
EARLY VOTE	1,014	1,595	82	0
ELECTION DAY	212	1,595	31	0
PROVISIONAL	4	1,595	****	****
Total	1,230	1,595	115	0

Precinct	BOND APPROVAL, YES (NON)		BOND APPROVAL, NO (NON)		Total Votes
0266 ESCALANTE					
EARLY VOTE	1,595	84.57%	291	15.43%	1,886
ELECTION DAY	479	82.87%	99	17.13%	578
PROVISIONAL	6	66.67%	3	33.33%	9
Total	2,080	84.11%	393	15.89%	2,473
0274 EVERGREEN					
EARLY VOTE	1,000	78.19%	279	21.81%	1,279
ELECTION DAY	169	78.60%	46	21.40%	215
PROVISIONAL	****	****	****	****	****
Total	1,170	78.26%	325	21.74%	1,495
0378 HOLLIS					
EARLY VOTE	1,690	76.40%	522	23.60%	2,212
ELECTION DAY	236	72.62%	89	27.38%	325
PROVISIONAL	****	****	****	****	****
Total	1,928	75.91%	612	24.09%	2,540
0390 HUDSON					
EARLY VOTE	1,386	84.62%	252	15.38%	1,638
ELECTION DAY	312	81.04%	73	18.96%	385
PROVISIONAL	27	90.00%	3	10.00%	30
Total	1,725	84.02%	328	15.98%	2,053
0403 JENTILLY					
EARLY VOTE	1,466	79.46%	379	20.54%	1,845
ELECTION DAY	227	73.94%	80	26.06%	307
PROVISIONAL	****	****	****	****	****
Total	1,696	78.66%	460	21.34%	2,156
0408 JOYCE					
EARLY VOTE	738	79.18%	194	20.82%	932
ELECTION DAY	135	74.59%	46	25.41%	181
PROVISIONAL	****	****	****	****	****
Total	875	78.48%	240	21.52%	1,115

Precinct	Times Cast	Registered Voters	Undervotes	Overvotes
0518 MILLS				
EARLY VOTE	648	1,003	64	0
ELECTION DAY	99	1,003	22	0
PROVISIONAL	3	1,003	****	****
Total	750	1,003	87	0
0523 MITCHELL PARK				
EARLY VOTE	1,359	1,892	128	0
ELECTION DAY	184	1,892	33	0
PROVISIONAL	7	1,892	****	****
Total	1,550	1,892	163	0
0571 NVP 3				
EARLY VOTE	0	0	0	0
ELECTION DAY	0	0	0	0
PROVISIONAL	0	0	0	0
Total	0	0	0	0
0589 OPTIMIST				
EARLY VOTE	2,747	3,508	198	0
ELECTION DAY	312	3,508	51	0
PROVISIONAL	3	3,508	****	****
Total	3,062	3,508	250	0
0609 PALMER				
EARLY VOTE	1,372	2,179	123	0
ELECTION DAY	286	2,179	57	0
PROVISIONAL	2	2,179	****	****
Total	1,660	2,179	182	0
0634 PEPPERWOOD				
EARLY VOTE	2,031	3,152	197	0
ELECTION DAY	389	3,152	66	0
PROVISIONAL	2	3,152	****	****
Total	2,422	3,152	264	0

Precinct	BOND APPROVAL, YES (NON)		BOND APPROVAL, NO (NON)		Total Votes
0518 MILLS					
EARLY VOTE	456	78.08%	128	21.92%	584
ELECTION DAY	58	75.32%	19	24.68%	77
PROVISIONAL	****	****	****	****	****
Total	516	77.83%	147	22.17%	663
0523 MITCHELL PARK					
EARLY VOTE	937	76.12%	294	23.88%	1,231
ELECTION DAY	108	71.52%	43	28.48%	151
PROVISIONAL	****	****	****	****	****
Total	1,049	75.63%	338	24.37%	1,387
0571 NVP 3					
EARLY VOTE	0		0		0
ELECTION DAY	0		0		0
PROVISIONAL	0		0		0
Total	0		0		0
0589 OPTIMIST					
EARLY VOTE	1,855	72.77%	694	27.23%	2,549
ELECTION DAY	188	72.03%	73	27.97%	261
PROVISIONAL	****	****	****	****	****
Total	2,044	72.69%	768	27.31%	2,812
0609 PALMER					
EARLY VOTE	1,003	80.30%	246	19.70%	1,249
ELECTION DAY	180	78.60%	49	21.40%	229
PROVISIONAL	****	****	****	****	****
Total	1,183	80.04%	295	19.96%	1,478
0634 PEPPERWOOD					
EARLY VOTE	1,406	76.66%	428	23.34%	1,834
ELECTION DAY	231	71.52%	92	28.48%	323
PROVISIONAL	****	****	****	****	****
Total	1,638	75.90%	520	24.10%	2,158

Precinct	Times Cast	Registered Voters	Undervotes	Overvotes
0652 POINTE				
EARLY VOTE	1	12	****	****
ELECTION DAY	1	12	****	****
PROVISIONAL	0	12	0	0
Total	2	12	****	****
0677 REDDEN				
EARLY VOTE	1,359	1,782	126	0
ELECTION DAY	168	1,782	31	0
PROVISIONAL	0	1,782	0	0
Total	1,527	1,782	157	0
0691 RIO SALADO				
EARLY VOTE	2,351	3,676	271	2
ELECTION DAY	564	3,676	99	0
PROVISIONAL	13	3,676	3	0
Total	2,928	3,676	373	2
0703 ROLLING HILLS				
EARLY VOTE	2,302	3,524	260	0
ELECTION DAY	515	3,524	85	0
PROVISIONAL	5	3,524	****	****
Total	2,822	3,524	346	0
0709 ROTARY PARK				
EARLY VOTE	2,322	3,103	201	0
ELECTION DAY	247	3,103	52	0
PROVISIONAL	5	3,103	****	****
Total	2,574	3,103	255	0
0738 SCUDDER				
EARLY VOTE	2,887	3,748	238	0
ELECTION DAY	333	3,748	46	0
PROVISIONAL	1	3,748	****	****
Total	3,221	3,748	284	0

Precinct	BOND APPROVAL, YES (NON)		BOND APPROVAL, NO (NON)		Total Votes
0652 POINTE					
EARLY VOTE	****	****	****	****	****
ELECTION DAY	****	****	****	****	****
PROVISIONAL	0		0		0
Total	****	****	****	****	****
0677 REDDEN					
EARLY VOTE	918	74.45%	315	25.55%	1,233
ELECTION DAY	93	67.88%	44	32.12%	137
PROVISIONAL	0		0		0
Total	1,011	73.80%	359	26.20%	1,370
0691 RIO SALADO					
EARLY VOTE	1,702	81.91%	376	18.09%	2,078
ELECTION DAY	369	79.35%	96	20.65%	465
PROVISIONAL	7	70.00%	3	30.00%	10
Total	2,078	81.39%	475	18.61%	2,553
0703 ROLLING HILLS					
EARLY VOTE	1,615	79.09%	427	20.91%	2,042
ELECTION DAY	343	79.77%	87	20.23%	430
PROVISIONAL	****	****	****	****	****
Total	1,962	79.24%	514	20.76%	2,476
0709 ROTARY PARK					
EARLY VOTE	1,670	78.74%	451	21.26%	2,121
ELECTION DAY	156	80.00%	39	20.00%	195
PROVISIONAL	****	****	****	****	****
Total	1,829	78.87%	490	21.13%	2,319
0738 SCUDDER					
EARLY VOTE	2,031	76.67%	618	23.33%	2,649
ELECTION DAY	200	69.69%	87	30.31%	287
PROVISIONAL	****	****	****	****	****
Total	2,232	76.00%	705	24.00%	2,937

Precinct	Times Cast	Registered Voters	Undervotes	Overvotes
0747 SHALIMAR				
EARLY VOTE	1,051	1,334	80	0
ELECTION DAY	97	1,334	7	0
PROVISIONAL	1	1,334	****	****
Total	1,149	1,334	87	0
0798 SUN DEVIL				
EARLY VOTE	976	1,483	131	0
ELECTION DAY	272	1,483	64	0
PROVISIONAL	21	1,483	9	0
Total	1,269	1,483	204	0
0853 TULANE				
EARLY VOTE	2,310	3,157	200	1
ELECTION DAY	296	3,157	47	0
PROVISIONAL	6	3,157	****	****
Total	2,612	3,157	249	1
0859 TWIN BUTTES				
EARLY VOTE	1,810	2,686	175	0
ELECTION DAY	349	2,686	53	0
PROVISIONAL	7	2,686	****	****
Total	2,166	2,686	231	0
0865 VAN NESS				
EARLY VOTE	1,213	1,760	133	0
ELECTION DAY	186	1,760	40	0
PROVISIONAL	3	1,760	****	****
Total	1,402	1,760	174	0
0872 VICTORY				
EARLY VOTE	999	1,505	127	0
ELECTION DAY	273	1,505	53	0
PROVISIONAL	10	1,505	****	****
Total	1,282	1,505	183	0

Precinct	BOND APPROVAL, YES (NON)		BOND APPROVAL, NO (NON)		Total Votes
0747 SHALIMAR					
EARLY VOTE	739	76.11%	232	23.89%	971
ELECTION DAY	64	71.11%	26	28.89%	90
PROVISIONAL	****	****	****	****	****
Total	804	75.71%	258	24.29%	1,062
0798 SUN DEVIL					
EARLY VOTE	709	83.91%	136	16.09%	845
ELECTION DAY	172	82.69%	36	17.31%	208
PROVISIONAL	10	83.33%	2	16.67%	12
Total	891	83.66%	174	16.34%	1,065
0853 TULANE					
EARLY VOTE	1,634	77.48%	475	22.52%	2,109
ELECTION DAY	169	67.87%	80	32.13%	249
PROVISIONAL	****	****	****	****	****
Total	1,806	76.46%	556	23.54%	2,362
0859 TWIN BUTTES					
EARLY VOTE	1,320	80.73%	315	19.27%	1,635
ELECTION DAY	227	76.69%	69	23.31%	296
PROVISIONAL	****	****	****	****	****
Total	1,549	80.05%	386	19.95%	1,935
0865 VAN NESS					
EARLY VOTE	817	75.65%	263	24.35%	1,080
ELECTION DAY	116	79.45%	30	20.55%	146
PROVISIONAL	****	****	****	****	****
Total	934	76.06%	294	23.94%	1,228
0872 VICTORY					
EARLY VOTE	710	81.42%	162	18.58%	872
ELECTION DAY	174	79.09%	46	20.91%	220
PROVISIONAL	****	****	****	****	****
Total	891	81.07%	208	18.93%	1,099

Precinct	Times Cast	Registered Voters	Undervotes	Overvotes
0883 WAGGONER				
EARLY VOTE	3,034	3,534	236	4
ELECTION DAY	194	3,534	24	1
PROVISIONAL	2	3,534	****	****
Total	3,230	3,534	260	5
Electionwide - Total	73,928	89,006	7,526	26
County - Total	73,928	89,006	7,526	26

Precinct	BOND APPROVAL, YES (NON)		BOND APPROVAL, NO (NON)		Total Votes
0883 WAGGONER					
EARLY VOTE	1,974	70.65%	820	29.35%	2,794
ELECTION DAY	110	65.09%	59	34.91%	169
PROVISIONAL	****	****	****	****	****
Total	2,085	70.32%	880	29.68%	2,965
Electionwide - Total	51,242	77.20%	15,134	22.80%	66,376
County - Total	51,242	77.20%	15,134	22.80%	66,376

Tempe-QUESTION 2 (Vote for 1) **** - Insufficient Turnout to Protect Voter Privacy

Precinct	Times Cast	Registered Voters	Undervotes	Overvotes
County				
Electionwide				
0012 ALEXANDER				
EARLY VOTE	4,280	4,992	343	1
ELECTION DAY	228	4,992	33	0
PROVISIONAL	1	4,992	****	****
Total	4,509	4,992	377	1
0048 BALBOA				
EARLY VOTE	2,316	3,361	214	1
ELECTION DAY	367	3,361	64	0
PROVISIONAL	10	3,361	****	****
Total	2,693	3,361	280	1
0090 CAIRO				
EARLY VOTE	1,983	2,608	133	1
ELECTION DAY	246	2,608	34	0
PROVISIONAL	2	2,608	****	****
Total	2,231	2,608	168	1
0098 CAMPBELL PARK				
EARLY VOTE	1,525	1,909	148	1
ELECTION DAY	153	1,909	16	0
PROVISIONAL	2	1,909	****	****
Total	1,680	1,909	166	1
0105 CARDINAL				
EARLY VOTE	2,809	3,362	190	0
ELECTION DAY	199	3,362	31	0
PROVISIONAL	1	3,362	****	****
Total	3,009	3,362	221	0

Precinct	BOND APPROVAL, YES (NON)		BOND APPROVAL, NO (NON)		Total Votes
County					
Electionwide					
0012 ALEXANDER					
EARLY VOTE	2,540	64.53%	1,396	35.47%	3,936
ELECTION DAY	119	61.03%	76	38.97%	195
PROVISIONAL	****	****	****	****	****
Total	2,659	64.37%	1,472	35.63%	4,131
0048 BALBOA					
EARLY VOTE	1,643	78.20%	458	21.80%	2,101
ELECTION DAY	236	77.89%	67	22.11%	303
PROVISIONAL	****	****	****	****	****
Total	1,886	78.19%	526	21.81%	2,412
0090 CAIRO					
EARLY VOTE	1,450	78.42%	399	21.58%	1,849
ELECTION DAY	147	69.34%	65	30.66%	212
PROVISIONAL	****	****	****	****	****
Total	1,598	77.50%	464	22.50%	2,062
0098 CAMPBELL PARK					
EARLY VOTE	959	69.69%	417	30.31%	1,376
ELECTION DAY	102	74.45%	35	25.55%	137
PROVISIONAL	****	****	****	****	****
Total	1,061	70.13%	452	29.87%	1,513
0105 CARDINAL					
EARLY VOTE	1,767	67.47%	852	32.53%	2,619
ELECTION DAY	113	67.26%	55	32.74%	168
PROVISIONAL	****	****	****	****	****
Total	1,881	67.47%	907	32.53%	2,788

Precinct	Times Cast	Registered Voters	Undervotes	Overvotes
0117 CELAYA				
EARLY VOTE	2,007	3,070	187	1
ELECTION DAY	481	3,070	68	0
PROVISIONAL	6	3,070	****	****
Total	2,494	3,070	257	1
0162 CORBELL				
EARLY VOTE	3,117	3,748	259	1
ELECTION DAY	242	3,748	34	0
PROVISIONAL	4	3,748	****	****
Total	3,363	3,748	294	1
0198 DARROW				
EARLY VOTE	1,236	1,828	95	1
ELECTION DAY	199	1,828	28	0
PROVISIONAL	8	1,828	****	****
Total	1,443	1,828	125	1
0226 DIABLO				
EARLY VOTE	1,238	1,774	110	0
ELECTION DAY	157	1,774	25	0
PROVISIONAL	0	1,774	0	0
Total	1,395	1,774	135	0
0235 DOVER				
EARLY VOTE	1,186	1,432	115	4
ELECTION DAY	94	1,432	20	1
PROVISIONAL	2	1,432	****	****
Total	1,282	1,432	137	5
0245 DWIGHT				
EARLY VOTE	703	957	67	0
ELECTION DAY	97	957	20	0
PROVISIONAL	3	957	****	****
Total	803	957	88	0

Precinct	BOND APPROVAL, YES (NON)		BOND APPROVAL, NO (NON)		Total Votes
0117 CELAYA					
EARLY VOTE	1,346	74.00%	473	26.00%	1,819
ELECTION DAY	315	76.27%	98	23.73%	413
PROVISIONAL	****	****	****	****	****
Total	1,664	74.42%	572	25.58%	2,236
0162 CORBELL					
EARLY VOTE	1,955	68.43%	902	31.57%	2,857
ELECTION DAY	137	65.87%	71	34.13%	208
PROVISIONAL	****	****	****	****	****
Total	2,094	68.25%	974	31.75%	3,068
0198 DARROW					
EARLY VOTE	901	79.04%	239	20.96%	1,140
ELECTION DAY	133	77.78%	38	22.22%	171
PROVISIONAL	****	****	****	****	****
Total	1,039	78.89%	278	21.11%	1,317
0226 DIABLO					
EARLY VOTE	850	75.35%	278	24.65%	1,128
ELECTION DAY	93	70.45%	39	29.55%	132
PROVISIONAL	0		0		0
Total	943	74.84%	317	25.16%	1,260
0235 DOVER					
EARLY VOTE	835	78.26%	232	21.74%	1,067
ELECTION DAY	44	60.27%	29	39.73%	73
PROVISIONAL	****	****	****	****	****
Total	879	77.11%	261	22.89%	1,140
0245 DWIGHT					
EARLY VOTE	485	76.26%	151	23.74%	636
ELECTION DAY	61	79.22%	16	20.78%	77
PROVISIONAL	****	****	****	****	****
Total	548	76.64%	167	23.36%	715

Precinct	Times Cast	Registered Voters	Undervotes	Overvotes
0266 ESCALANTE				
EARLY VOTE	2,110	3,668	225	2
ELECTION DAY	677	3,668	102	1
PROVISIONAL	12	3,668	3	0
Total	2,799	3,668	330	3
0274 EVERGREEN				
EARLY VOTE	1,413	2,230	131	0
ELECTION DAY	262	2,230	48	0
PROVISIONAL	1	2,230	****	****
Total	1,676	2,230	179	0
0378 HOLLIS				
EARLY VOTE	2,450	3,431	232	4
ELECTION DAY	397	3,431	64	0
PROVISIONAL	5	3,431	****	****
Total	2,852	3,431	298	4
0390 HUDSON				
EARLY VOTE	1,897	2,942	266	1
ELECTION DAY	485	2,942	95	0
PROVISIONAL	45	2,942	15	0
Total	2,427	2,942	376	1
0403 JENTILLY				
EARLY VOTE	2,044	3,061	201	0
ELECTION DAY	363	3,061	60	0
PROVISIONAL	7	3,061	****	****
Total	2,414	3,061	263	0
0408 JOYCE				
EARLY VOTE	1,014	1,595	84	0
ELECTION DAY	212	1,595	31	0
PROVISIONAL	4	1,595	****	****
Total	1,230	1,595	116	0

Precinct	BOND APPROVAL, YES (NON)		BOND APPROVAL, NO (NON)		Total Votes
0266 ESCALANTE					
EARLY VOTE	1,584	84.12%	299	15.88%	1,883
ELECTION DAY	472	82.23%	102	17.77%	574
PROVISIONAL	8	88.89%	1	11.11%	9
Total	2,064	83.70%	402	16.30%	2,466
0274 EVERGREEN					
EARLY VOTE	962	75.04%	320	24.96%	1,282
ELECTION DAY	166	77.57%	48	22.43%	214
PROVISIONAL	****	****	****	****	****
Total	1,129	75.42%	368	24.58%	1,497
0378 HOLLIS					
EARLY VOTE	1,673	75.56%	541	24.44%	2,214
ELECTION DAY	247	74.17%	86	25.83%	333
PROVISIONAL	****	****	****	****	****
Total	1,922	75.37%	628	24.63%	2,550
0390 HUDSON					
EARLY VOTE	1,348	82.70%	282	17.30%	1,630
ELECTION DAY	315	80.77%	75	19.23%	390
PROVISIONAL	27	90.00%	3	10.00%	30
Total	1,690	82.44%	360	17.56%	2,050
0403 JENTILLY					
EARLY VOTE	1,423	77.21%	420	22.79%	1,843
ELECTION DAY	231	76.24%	72	23.76%	303
PROVISIONAL	****	****	****	****	****
Total	1,658	77.08%	493	22.92%	2,151
0408 JOYCE					
EARLY VOTE	712	76.56%	218	23.44%	930
ELECTION DAY	152	83.98%	29	16.02%	181
PROVISIONAL	****	****	****	****	****
Total	866	77.74%	248	22.26%	1,114

Precinct	Times Cast	Registered Voters	Undervotes	Overvotes
0518 MILLS				
EARLY VOTE	648	1,003	65	2
ELECTION DAY	99	1,003	19	0
PROVISIONAL	3	1,003	****	****
Total	750	1,003	85	2
0523 MITCHELL PARK				
EARLY VOTE	1,359	1,892	122	0
ELECTION DAY	184	1,892	36	0
PROVISIONAL	7	1,892	****	****
Total	1,550	1,892	160	0
0571 NVP 3				
EARLY VOTE	0	0	0	0
ELECTION DAY	0	0	0	0
PROVISIONAL	0	0	0	0
Total	0	0	0	0
0589 OPTIMIST				
EARLY VOTE	2,747	3,508	190	1
ELECTION DAY	312	3,508	47	0
PROVISIONAL	3	3,508	****	****
Total	3,062	3,508	238	1
0609 PALMER				
EARLY VOTE	1,372	2,179	119	3
ELECTION DAY	286	2,179	58	0
PROVISIONAL	2	2,179	****	****
Total	1,660	2,179	179	3
0634 PEPPERWOOD				
EARLY VOTE	2,031	3,152	193	0
ELECTION DAY	389	3,152	61	0
PROVISIONAL	2	3,152	****	****
Total	2,422	3,152	255	0

Precinct	BOND APPROVAL, YES (NON)		BOND APPROVAL, NO (NON)		Total Votes
0518 MILLS					
EARLY VOTE	448	77.11%	133	22.89%	581
ELECTION DAY	59	73.75%	21	26.25%	80
PROVISIONAL	****	****	****	****	****
Total	509	76.77%	154	23.23%	663
0523 MITCHELL PARK					
EARLY VOTE	987	79.79%	250	20.21%	1,237
ELECTION DAY	117	79.05%	31	20.95%	148
PROVISIONAL	****	****	****	****	****
Total	1,108	79.71%	282	20.29%	1,390
0571 NVP 3					
EARLY VOTE	0		0		0
ELECTION DAY	0		0		0
PROVISIONAL	0		0		0
Total	0		0		0
0589 OPTIMIST					
EARLY VOTE	1,810	70.81%	746	29.19%	2,556
ELECTION DAY	189	71.32%	76	28.68%	265
PROVISIONAL	****	****	****	****	****
Total	2,000	70.85%	823	29.15%	2,823
0609 PALMER					
EARLY VOTE	1,001	80.08%	249	19.92%	1,250
ELECTION DAY	174	76.32%	54	23.68%	228
PROVISIONAL	****	****	****	****	****
Total	1,175	79.50%	303	20.50%	1,478
0634 PEPPERWOOD					
EARLY VOTE	1,396	75.95%	442	24.05%	1,838
ELECTION DAY	245	74.70%	83	25.30%	328
PROVISIONAL	****	****	****	****	****
Total	1,641	75.73%	526	24.27%	2,167

Precinct	Times Cast	Registered Voters	Undervotes	Overvotes
0652 POINTE				
EARLY VOTE	1	12	****	****
ELECTION DAY	1	12	****	****
PROVISIONAL	0	12	0	0
Total	2	12	****	****
0677 REDDEN				
EARLY VOTE	1,359	1,782	129	0
ELECTION DAY	168	1,782	31	0
PROVISIONAL	0	1,782	0	0
Total	1,527	1,782	160	0
0691 RIO SALADO				
EARLY VOTE	2,351	3,676	267	0
ELECTION DAY	564	3,676	100	0
PROVISIONAL	13	3,676	2	0
Total	2,928	3,676	369	0
0703 ROLLING HILLS				
EARLY VOTE	2,302	3,524	265	3
ELECTION DAY	515	3,524	87	0
PROVISIONAL	5	3,524	****	****
Total	2,822	3,524	353	3
0709 ROTARY PARK				
EARLY VOTE	2,322	3,103	204	0
ELECTION DAY	247	3,103	49	0
PROVISIONAL	5	3,103	****	****
Total	2,574	3,103	255	0
0738 SCUDDER				
EARLY VOTE	2,887	3,748	255	0
ELECTION DAY	333	3,748	46	0
PROVISIONAL	1	3,748	****	****
Total	3,221	3,748	301	0

Precinct	BOND APPROVAL, YES (NON)		BOND APPROVAL, NO (NON)		Total Votes
0652 POINTE					
EARLY VOTE	****	****	****	****	****
ELECTION DAY	****	****	****	****	****
PROVISIONAL	0		0		0
Total	****	****	****	****	****
0677 REDDEN					
EARLY VOTE	858	69.76%	372	30.24%	1,230
ELECTION DAY	92	67.15%	45	32.85%	137
PROVISIONAL	0		0		0
Total	950	69.50%	417	30.50%	1,367
0691 RIO SALADO					
EARLY VOTE	1,716	82.34%	368	17.66%	2,084
ELECTION DAY	386	83.19%	78	16.81%	464
PROVISIONAL	8	72.73%	3	27.27%	11
Total	2,110	82.45%	449	17.55%	2,559
0703 ROLLING HILLS					
EARLY VOTE	1,558	76.60%	476	23.40%	2,034
ELECTION DAY	356	83.18%	72	16.82%	428
PROVISIONAL	****	****	****	****	****
Total	1,918	77.78%	548	22.22%	2,466
0709 ROTARY PARK					
EARLY VOTE	1,599	75.50%	519	24.50%	2,118
ELECTION DAY	146	73.74%	52	26.26%	198
PROVISIONAL	****	****	****	****	****
Total	1,748	75.38%	571	24.62%	2,319
0738 SCUDDER					
EARLY VOTE	1,919	72.91%	713	27.09%	2,632
ELECTION DAY	200	69.69%	87	30.31%	287
PROVISIONAL	****	****	****	****	****
Total	2,120	72.60%	800	27.40%	2,920

Precinct	Times Cast	Registered Voters	Undervotes	Overvotes
0747 SHALIMAR				
EARLY VOTE	1,051	1,334	82	0
ELECTION DAY	97	1,334	7	0
PROVISIONAL	1	1,334	****	****
Total	1,149	1,334	89	0
0798 SUN DEVIL				
EARLY VOTE	976	1,483	141	0
ELECTION DAY	272	1,483	63	0
PROVISIONAL	21	1,483	8	0
Total	1,269	1,483	212	0
0853 TULANE				
EARLY VOTE	2,310	3,157	197	2
ELECTION DAY	296	3,157	47	0
PROVISIONAL	6	3,157	****	****
Total	2,612	3,157	246	2
0859 TWIN BUTTES				
EARLY VOTE	1,810	2,686	171	1
ELECTION DAY	349	2,686	53	0
PROVISIONAL	7	2,686	****	****
Total	2,166	2,686	227	1
0865 VAN NESS				
EARLY VOTE	1,213	1,760	132	0
ELECTION DAY	186	1,760	40	0
PROVISIONAL	3	1,760	****	****
Total	1,402	1,760	173	0
0872 VICTORY				
EARLY VOTE	999	1,505	132	0
ELECTION DAY	273	1,505	50	0
PROVISIONAL	10	1,505	****	****
Total	1,282	1,505	185	0

Precinct	BOND APPROVAL, YES (NON)		BOND APPROVAL, NO (NON)		Total Votes
0747 SHALIMAR					
EARLY VOTE	730	75.34%	239	24.66%	969
ELECTION DAY	64	71.11%	26	28.89%	90
PROVISIONAL	****	****	****	****	****
Total	795	75.00%	265	25.00%	1,060
0798 SUN DEVIL					
EARLY VOTE	678	81.20%	157	18.80%	835
ELECTION DAY	172	82.30%	37	17.70%	209
PROVISIONAL	10	76.92%	3	23.08%	13
Total	860	81.36%	197	18.64%	1,057
0853 TULANE					
EARLY VOTE	1,594	75.51%	517	24.49%	2,111
ELECTION DAY	184	73.90%	65	26.10%	249
PROVISIONAL	****	****	****	****	****
Total	1,781	75.34%	583	24.66%	2,364
0859 TWIN BUTTES					
EARLY VOTE	1,323	80.77%	315	19.23%	1,638
ELECTION DAY	229	77.36%	67	22.64%	296
PROVISIONAL	****	****	****	****	****
Total	1,555	80.24%	383	19.76%	1,938
0865 VAN NESS					
EARLY VOTE	759	70.21%	322	29.79%	1,081
ELECTION DAY	107	73.29%	39	26.71%	146
PROVISIONAL	****	****	****	****	****
Total	868	70.63%	361	29.37%	1,229
0872 VICTORY					
EARLY VOTE	670	77.28%	197	22.72%	867
ELECTION DAY	164	73.54%	59	26.46%	223
PROVISIONAL	****	****	****	****	****
Total	838	76.39%	259	23.61%	1,097

Precinct	Times Cast	Registered Voters	Undervotes	Overvotes
0883 WAGGONER				
EARLY VOTE	3,034	3,534	246	1
ELECTION DAY	194	3,534	23	0
PROVISIONAL	2	3,534	****	****
Total	3,230	3,534	269	1
Electionwide - Total	73,928	89,006	7,567	33
County - Total	73,928	89,006	7,567	33

Precinct	BOND APPROVAL, YES (NON)		BOND APPROVAL, NO (NON)		Total Votes
0883 WAGGONER					
EARLY VOTE	1,780	63.87%	1,007	36.13%	2,787
ELECTION DAY	101	59.06%	70	40.94%	171
PROVISIONAL	****	****	****	****	****
Total	1,881	63.55%	1,079	36.45%	2,960
Electionwide - Total	49,439	74.54%	16,889	25.46%	66,328
County - Total	49,439	74.54%	16,889	25.46%	66,328

Tempe-QUESTION 3 (Vote for 1) **** - Insufficient Turnout to Protect Voter Privacy

Precinct	Times Cast	Registered Voters	Undervotes	Overvotes
County				
Electionwide				
0012 ALEXANDER				
EARLY VOTE	4,280	4,992	359	0
ELECTION DAY	228	4,992	35	0
PROVISIONAL	1	4,992	****	****
Total	4,509	4,992	395	0
0048 BALBOA				
EARLY VOTE	2,316	3,361	213	0
ELECTION DAY	367	3,361	60	0
PROVISIONAL	10	3,361	****	****
Total	2,693	3,361	275	0
0090 CAIRO				
EARLY VOTE	1,983	2,608	138	0
ELECTION DAY	246	2,608	33	0
PROVISIONAL	2	2,608	****	****
Total	2,231	2,608	172	0
0098 CAMPBELL PARK				
EARLY VOTE	1,525	1,909	147	1
ELECTION DAY	153	1,909	16	0
PROVISIONAL	2	1,909	****	****
Total	1,680	1,909	165	1
0105 CARDINAL				
EARLY VOTE	2,809	3,362	192	0
ELECTION DAY	199	3,362	31	0
PROVISIONAL	1	3,362	****	****
Total	3,009	3,362	223	0

Precinct	BOND APPROVAL, YES (NON)		BOND APPROVAL, NO (NON)		Total Votes
County					
Electionwide					
0012 ALEXANDER					
EARLY VOTE	2,245	57.26%	1,676	42.74%	3,921
ELECTION DAY	93	48.19%	100	51.81%	193
PROVISIONAL	****	****	****	****	****
Total	2,338	56.83%	1,776	43.17%	4,114
0048 BALBOA					
EARLY VOTE	1,512	71.90%	591	28.10%	2,103
ELECTION DAY	204	66.45%	103	33.55%	307
PROVISIONAL	****	****	****	****	****
Total	1,723	71.26%	695	28.74%	2,418
0090 CAIRO					
EARLY VOTE	1,345	72.90%	500	27.10%	1,845
ELECTION DAY	134	62.91%	79	37.09%	213
PROVISIONAL	****	****	****	****	****
Total	1,479	71.83%	580	28.17%	2,059
0098 CAMPBELL PARK					
EARLY VOTE	842	61.15%	535	38.85%	1,377
ELECTION DAY	92	67.15%	45	32.85%	137
PROVISIONAL	****	****	****	****	****
Total	934	61.69%	580	38.31%	1,514
0105 CARDINAL					
EARLY VOTE	1,504	57.47%	1,113	42.53%	2,617
ELECTION DAY	100	59.52%	68	40.48%	168
PROVISIONAL	****	****	****	****	****
Total	1,605	57.61%	1,181	42.39%	2,786

Precinct	Times Cast	Registered Voters	Undervotes	Overvotes
0117 CELAYA				
EARLY VOTE	2,007	3,070	171	0
ELECTION DAY	481	3,070	69	1
PROVISIONAL	6	3,070	****	****
Total	2,494	3,070	242	1
0162 CORBELL				
EARLY VOTE	3,117	3,748	258	0
ELECTION DAY	242	3,748	33	0
PROVISIONAL	4	3,748	****	****
Total	3,363	3,748	292	0
0198 DARROW				
EARLY VOTE	1,236	1,828	98	0
ELECTION DAY	199	1,828	30	0
PROVISIONAL	8	1,828	****	****
Total	1,443	1,828	130	0
0226 DIABLO				
EARLY VOTE	1,238	1,774	111	0
ELECTION DAY	157	1,774	25	0
PROVISIONAL	0	1,774	0	0
Total	1,395	1,774	136	0
0235 DOVER				
EARLY VOTE	1,186	1,432	108	0
ELECTION DAY	94	1,432	20	0
PROVISIONAL	2	1,432	****	****
Total	1,282	1,432	130	0
0245 DWIGHT				
EARLY VOTE	703	957	65	0
ELECTION DAY	97	957	21	0
PROVISIONAL	3	957	****	****
Total	803	957	87	0

Precinct	BOND APPROVAL, YES (NON)		BOND APPROVAL, NO (NON)		Total Votes
0117 CELAYA					
EARLY VOTE	1,319	71.84%	517	28.16%	1,836
ELECTION DAY	312	75.91%	99	24.09%	411
PROVISIONAL	****	****	****	****	****
Total	1,635	72.63%	616	27.37%	2,251
0162 CORBELL					
EARLY VOTE	1,790	62.61%	1,069	37.39%	2,859
ELECTION DAY	136	65.07%	73	34.93%	209
PROVISIONAL	****	****	****	****	****
Total	1,928	62.78%	1,143	37.22%	3,071
0198 DARROW					
EARLY VOTE	852	74.87%	286	25.13%	1,138
ELECTION DAY	125	73.96%	44	26.04%	169
PROVISIONAL	****	****	****	****	****
Total	982	74.79%	331	25.21%	1,313
0226 DIABLO					
EARLY VOTE	839	74.45%	288	25.55%	1,127
ELECTION DAY	90	68.18%	42	31.82%	132
PROVISIONAL	0		0		0
Total	929	73.79%	330	26.21%	1,259
0235 DOVER					
EARLY VOTE	793	73.56%	285	26.44%	1,078
ELECTION DAY	46	62.16%	28	37.84%	74
PROVISIONAL	****	****	****	****	****
Total	839	72.83%	313	27.17%	1,152
0245 DWIGHT					
EARLY VOTE	440	68.97%	198	31.03%	638
ELECTION DAY	56	73.68%	20	26.32%	76
PROVISIONAL	****	****	****	****	****
Total	498	69.55%	218	30.45%	716

Precinct	Times Cast	Registered Voters	Undervotes	Overvotes
0266 ESCALANTE				
EARLY VOTE	2,110	3,668	209	0
ELECTION DAY	677	3,668	96	1
PROVISIONAL	12	3,668	3	0
Total	2,799	3,668	308	1
0274 EVERGREEN				
EARLY VOTE	1,413	2,230	127	0
ELECTION DAY	262	2,230	54	0
PROVISIONAL	1	2,230	****	****
Total	1,676	2,230	181	0
0378 HOLLIS				
EARLY VOTE	2,450	3,431	228	1
ELECTION DAY	397	3,431	65	0
PROVISIONAL	5	3,431	****	****
Total	2,852	3,431	294	1
0390 HUDSON				
EARLY VOTE	1,897	2,942	245	1
ELECTION DAY	485	2,942	87	0
PROVISIONAL	45	2,942	14	0
Total	2,427	2,942	346	1
0403 JENTILLY				
EARLY VOTE	2,044	3,061	185	0
ELECTION DAY	363	3,061	55	0
PROVISIONAL	7	3,061	****	****
Total	2,414	3,061	243	0
0408 JOYCE				
EARLY VOTE	1,014	1,595	81	1
ELECTION DAY	212	1,595	34	0
PROVISIONAL	4	1,595	****	****
Total	1,230	1,595	116	1

Precinct	BOND APPROVAL, YES (NON)		BOND APPROVAL, NO (NON)		Total Votes
0266 ESCALANTE					
EARLY VOTE	1,585	83.38%	316	16.62%	1,901
ELECTION DAY	463	79.83%	117	20.17%	580
PROVISIONAL	8	88.89%	1	11.11%	9
Total	2,056	82.57%	434	17.43%	2,490
0274 EVERGREEN					
EARLY VOTE	892	69.36%	394	30.64%	1,286
ELECTION DAY	152	73.08%	56	26.92%	208
PROVISIONAL	****	****	****	****	****
Total	1,045	69.90%	450	30.10%	1,495
0378 HOLLIS					
EARLY VOTE	1,549	69.74%	672	30.26%	2,221
ELECTION DAY	230	69.28%	102	30.72%	332
PROVISIONAL	****	****	****	****	****
Total	1,783	69.73%	774	30.27%	2,557
0390 HUDSON					
EARLY VOTE	1,376	83.34%	275	16.66%	1,651
ELECTION DAY	316	79.40%	82	20.60%	398
PROVISIONAL	27	87.10%	4	12.90%	31
Total	1,719	82.64%	361	17.36%	2,080
0403 JENTILLY					
EARLY VOTE	1,368	73.59%	491	26.41%	1,859
ELECTION DAY	233	75.65%	75	24.35%	308
PROVISIONAL	****	****	****	****	****
Total	1,604	73.88%	567	26.12%	2,171
0408 JOYCE					
EARLY VOTE	698	74.89%	234	25.11%	932
ELECTION DAY	137	76.97%	41	23.03%	178
PROVISIONAL	****	****	****	****	****
Total	838	75.29%	275	24.71%	1,113

Precinct	Times Cast	Registered Voters	Undervotes	Overvotes
0518 MILLS				
EARLY VOTE	648	1,003	59	0
ELECTION DAY	99	1,003	18	1
PROVISIONAL	3	1,003	****	****
Total	750	1,003	78	1
0523 MITCHELL PARK				
EARLY VOTE	1,359	1,892	126	0
ELECTION DAY	184	1,892	33	0
PROVISIONAL	7	1,892	****	****
Total	1,550	1,892	161	0
0571 NVP 3				
EARLY VOTE	0	0	0	0
ELECTION DAY	0	0	0	0
PROVISIONAL	0	0	0	0
Total	0	0	0	0
0589 OPTIMIST				
EARLY VOTE	2,747	3,508	198	2
ELECTION DAY	312	3,508	52	1
PROVISIONAL	3	3,508	****	****
Total	3,062	3,508	251	3
0609 PALMER				
EARLY VOTE	1,372	2,179	125	0
ELECTION DAY	286	2,179	55	0
PROVISIONAL	2	2,179	****	****
Total	1,660	2,179	182	0
0634 PEPPERWOOD				
EARLY VOTE	2,031	3,152	194	0
ELECTION DAY	389	3,152	55	0
PROVISIONAL	2	3,152	****	****
Total	2,422	3,152	250	0

Precinct	BOND APPROVAL, YES (NON)		BOND APPROVAL, NO (NON)		Total Votes
0518 MILLS					
EARLY VOTE	446	75.72%	143	24.28%	589
ELECTION DAY	68	85.00%	12	15.00%	80
PROVISIONAL	****	****	****	****	****
Total	516	76.90%	155	23.10%	671
0523 MITCHELL PARK					
EARLY VOTE	965	78.26%	268	21.74%	1,233
ELECTION DAY	117	77.48%	34	22.52%	151
PROVISIONAL	****	****	****	****	****
Total	1,086	78.19%	303	21.81%	1,389
0571 NVP 3					
EARLY VOTE	0		0		0
ELECTION DAY	0		0		0
PROVISIONAL	0		0		0
Total	0		0		0
0589 OPTIMIST					
EARLY VOTE	1,604	62.98%	943	37.02%	2,547
ELECTION DAY	163	62.93%	96	37.07%	259
PROVISIONAL	****	****	****	****	****
Total	1,768	62.96%	1,040	37.04%	2,808
0609 PALMER					
EARLY VOTE	974	78.11%	273	21.89%	1,247
ELECTION DAY	177	76.62%	54	23.38%	231
PROVISIONAL	****	****	****	****	****
Total	1,151	77.88%	327	22.12%	1,478
0634 PEPPERWOOD					
EARLY VOTE	1,348	73.38%	489	26.62%	1,837
ELECTION DAY	259	77.54%	75	22.46%	334
PROVISIONAL	****	****	****	****	****
Total	1,607	73.99%	565	26.01%	2,172

Precinct	Times Cast	Registered Voters	Undervotes	Overvotes
0652 POINTE				
EARLY VOTE	1	12	****	****
ELECTION DAY	1	12	****	****
PROVISIONAL	0	12	0	0
Total	2	12	****	****
0677 REDDEN				
EARLY VOTE	1,359	1,782	133	0
ELECTION DAY	168	1,782	34	0
PROVISIONAL	0	1,782	0	0
Total	1,527	1,782	167	0
0691 RIO SALADO				
EARLY VOTE	2,351	3,676	262	0
ELECTION DAY	564	3,676	100	0
PROVISIONAL	13	3,676	1	0
Total	2,928	3,676	363	0
0703 ROLLING HILLS				
EARLY VOTE	2,302	3,524	258	1
ELECTION DAY	515	3,524	85	0
PROVISIONAL	5	3,524	****	****
Total	2,822	3,524	344	1
0709 ROTARY PARK				
EARLY VOTE	2,322	3,103	204	0
ELECTION DAY	247	3,103	51	0
PROVISIONAL	5	3,103	****	****
Total	2,574	3,103	257	0
0738 SCUDDER				
EARLY VOTE	2,887	3,748	250	0
ELECTION DAY	333	3,748	45	0
PROVISIONAL	1	3,748	****	****
Total	3,221	3,748	295	0

Precinct	BOND APPROVAL, YES (NON)		BOND APPROVAL, NO (NON)		Total Votes
0652 POINTE					
EARLY VOTE	****	****	****	****	****
ELECTION DAY	****	****	****	****	****
PROVISIONAL	0		0		0
Total	****	****	****	****	****
0677 REDDEN					
EARLY VOTE	791	64.52%	435	35.48%	1,226
ELECTION DAY	77	57.46%	57	42.54%	134
PROVISIONAL	0		0		0
Total	868	63.82%	492	36.18%	1,360
0691 RIO SALADO					
EARLY VOTE	1,674	80.13%	415	19.87%	2,089
ELECTION DAY	370	79.74%	94	20.26%	464
PROVISIONAL	11	91.67%	1	8.33%	12
Total	2,055	80.12%	510	19.88%	2,565
0703 ROLLING HILLS					
EARLY VOTE	1,462	71.56%	581	28.44%	2,043
ELECTION DAY	303	70.47%	127	29.53%	430
PROVISIONAL	****	****	****	****	****
Total	1,769	71.42%	708	28.58%	2,477
0709 ROTARY PARK					
EARLY VOTE	1,420	67.04%	698	32.96%	2,118
ELECTION DAY	140	71.43%	56	28.57%	196
PROVISIONAL	****	****	****	****	****
Total	1,563	67.46%	754	32.54%	2,317
0738 SCUDDER					
EARLY VOTE	1,719	65.19%	918	34.81%	2,637
ELECTION DAY	187	64.93%	101	35.07%	288
PROVISIONAL	****	****	****	****	****
Total	1,907	65.17%	1,019	34.83%	2,926

Precinct	Times Cast	Registered Voters	Undervotes	Overvotes
0747 SHALIMAR				
EARLY VOTE	1,051	1,334	85	0
ELECTION DAY	97	1,334	7	0
PROVISIONAL	1	1,334	****	****
Total	1,149	1,334	92	0
0798 SUN DEVIL				
EARLY VOTE	976	1,483	134	0
ELECTION DAY	272	1,483	60	0
PROVISIONAL	21	1,483	8	0
Total	1,269	1,483	202	0
0853 TULANE				
EARLY VOTE	2,310	3,157	198	0
ELECTION DAY	296	3,157	48	0
PROVISIONAL	6	3,157	****	****
Total	2,612	3,157	248	0
0859 TWIN BUTTES				
EARLY VOTE	1,810	2,686	170	1
ELECTION DAY	349	2,686	52	0
PROVISIONAL	7	2,686	****	****
Total	2,166	2,686	226	1
0865 VAN NESS				
EARLY VOTE	1,213	1,760	136	0
ELECTION DAY	186	1,760	38	0
PROVISIONAL	3	1,760	****	****
Total	1,402	1,760	175	0
0872 VICTORY				
EARLY VOTE	999	1,505	125	1
ELECTION DAY	273	1,505	49	0
PROVISIONAL	10	1,505	****	****
Total	1,282	1,505	177	1

Precinct	BOND APPROVAL, YES (NON)		BOND APPROVAL, NO (NON)		Total Votes
0747 SHALIMAR					
EARLY VOTE	611	63.25%	355	36.75%	966
ELECTION DAY	60	66.67%	30	33.33%	90
PROVISIONAL	****	****	****	****	****
Total	672	63.58%	385	36.42%	1,057
0798 SUN DEVIL					
EARLY VOTE	629	74.70%	213	25.30%	842
ELECTION DAY	167	78.77%	45	21.23%	212
PROVISIONAL	10	76.92%	3	23.08%	13
Total	806	75.54%	261	24.46%	1,067
0853 TULANE					
EARLY VOTE	1,493	70.69%	619	29.31%	2,112
ELECTION DAY	164	66.13%	84	33.87%	248
PROVISIONAL	****	****	****	****	****
Total	1,661	70.26%	703	29.74%	2,364
0859 TWIN BUTTES					
EARLY VOTE	1,283	78.28%	356	21.72%	1,639
ELECTION DAY	222	74.75%	75	25.25%	297
PROVISIONAL	****	****	****	****	****
Total	1,507	77.72%	432	22.28%	1,939
0865 VAN NESS					
EARLY VOTE	730	67.78%	347	32.22%	1,077
ELECTION DAY	103	69.59%	45	30.41%	148
PROVISIONAL	****	****	****	****	****
Total	835	68.05%	392	31.95%	1,227
0872 VICTORY					
EARLY VOTE	636	72.85%	237	27.15%	873
ELECTION DAY	156	69.64%	68	30.36%	224
PROVISIONAL	****	****	****	****	****
Total	797	72.19%	307	27.81%	1,104

Precinct	Times Cast	Registered Voters	Undervotes	Overvotes
0883 WAGGONER				
EARLY VOTE	3,034	3,534	252	1
ELECTION DAY	194	3,534	22	0
PROVISIONAL	2	3,534	****	****
Total	3,230	3,534	274	1
Electionwide - Total	73,928	89,006	7,478	14
County - Total	73,928	89,006	7,478	14

Precinct	BOND APPROVAL, YES (NON)		BOND APPROVAL, NO (NON)		Total Votes
0883 WAGGONER					
EARLY VOTE	1,509	54.26%	1,272	45.74%	2,781
ELECTION DAY	86	50.00%	86	50.00%	172
PROVISIONAL	****	****	****	****	****
Total	1,595	53.98%	1,360	46.02%	2,955
Electionwide - Total	46,099	69.39%	20,337	30.61%	66,436
County - Total	46,099	69.39%	20,337	30.61%	66,436

PRECINCT #0012

Reason Code	Description	Count
BS	Bad Signature	11
NS	No Signature	1
L	Returned Late	2
PRECINCT #0012 TOTAL		14

PRECINCT #0048

Reason Code	Description	Count
BS	Bad Signature	6
NS	No Signature	3
L	Returned Late	1
PRECINCT #0048 TOTAL		10

PRECINCT #0090

Reason Code	Description	Count
BS	Bad Signature	7
L	Returned Late	2
PRECINCT #0090 TOTAL		9

PRECINCT #0098

Reason Code	Description	Count
BS	Bad Signature	6
L	Returned Late	1
PRECINCT #0098 TOTAL		7

PRECINCT #0105

Reason Code	Description	Count
BS	Bad Signature	8
NS	No Signature	1
L	Returned Late	1
PRECINCT #0105 TOTAL		10

PRECINCT #0117

Reason Code	Description	Count
BS	Bad Signature	10

L	Returned Late	2
---	---------------	---

PRECINCT #0117 TOTAL 12

PRECINCT #0162

Reason Code	Description	Count
BS	Bad Signature	6
NS	No Signature	1

PRECINCT #0162 TOTAL 7

PRECINCT #0198

Reason Code	Description	Count
BS	Bad Signature	5

PRECINCT #0198 TOTAL 5

PRECINCT #0226

Reason Code	Description	Count
BS	Bad Signature	7

PRECINCT #0226 TOTAL 7

PRECINCT #0235

Reason Code	Description	Count
BS	Bad Signature	1
L	Returned Late	1

PRECINCT #0235 TOTAL 2

PRECINCT #0245

Reason Code	Description	Count
BS	Bad Signature	2

PRECINCT #0245 TOTAL 2

PRECINCT #0266

Reason Code	Description	Count
BS	Bad Signature	9
NS	No Signature	4
L	Returned Late	3

PRECINCT #0266 TOTAL 16

PRECINCT #0274

Reason Code	Description	Count
BS	Bad Signature	4
NS	No Signature	1
L	Returned Late	3

PRECINCT #0274 TOTAL 8

PRECINCT #0378

Reason Code	Description	Count
BS	Bad Signature	6
NS	No Signature	1
L	Returned Late	2

PRECINCT #0378 TOTAL 9

PRECINCT #0390

Reason Code	Description	Count
BS	Bad Signature	9
L	Returned Late	2

PRECINCT #0390 TOTAL 11

PRECINCT #0403

Reason Code	Description	Count
BS	Bad Signature	9
NS	No Signature	1
L	Returned Late	2

PRECINCT #0403 TOTAL 12

PRECINCT #0408

Reason Code	Description	Count
BS	Bad Signature	2

PRECINCT #0408 TOTAL 2

PRECINCT #0518

Reason Code	Description	Count
BS	Bad Signature	2

NS	No Signature	1
L	Returned Late	1
PRECINCT #0518 TOTAL		4

PRECINCT #0523

Reason Code	Description	Count
BS	Bad Signature	3
L	Returned Late	1
PRECINCT #0523 TOTAL		4

PRECINCT #0589

Reason Code	Description	Count
BS	Bad Signature	8
L	Returned Late	2
PRECINCT #0589 TOTAL		10

PRECINCT #0609

Reason Code	Description	Count
BS	Bad Signature	10
NS	No Signature	3
L	Returned Late	2
PRECINCT #0609 TOTAL		15

PRECINCT #0634

Reason Code	Description	Count
BS	Bad Signature	11
NS	No Signature	4
PRECINCT #0634 TOTAL		15

PRECINCT #0677

Reason Code	Description	Count
BS	Bad Signature	4
NS	No Signature	1
L	Returned Late	2
PRECINCT #0677 TOTAL		7

PRECINCT #0691

Reason Code	Description	Count
BS	Bad Signature	7
NS	No Signature	1
L	Returned Late	3
PRECINCT #0691 TOTAL		11

PRECINCT #0703

Reason Code	Description	Count
BS	Bad Signature	7
NS	No Signature	1
L	Returned Late	3
PRECINCT #0703 TOTAL		11

PRECINCT #0709

Reason Code	Description	Count
BS	Bad Signature	9
NS	No Signature	1
L	Returned Late	1
PRECINCT #0709 TOTAL		11

PRECINCT #0738

Reason Code	Description	Count
BS	Bad Signature	7
NS	No Signature	1
PRECINCT #0738 TOTAL		8

PRECINCT #0747

Reason Code	Description	Count
BS	Bad Signature	3
L	Returned Late	1
PRECINCT #0747 TOTAL		4

PRECINCT #0798

Reason Code	Description	Count
BS	Bad Signature	8
NS	No Signature	1

PRECINCT #0798 TOTAL 9

PRECINCT #0853

Reason Code	Description	Count
BS	Bad Signature	4
NS	No Signature	2
L	Returned Late	1

PRECINCT #0853 TOTAL 7

PRECINCT #0859

Reason Code	Description	Count
BS	Bad Signature	10
NS	No Signature	1
L	Returned Late	1

PRECINCT #0859 TOTAL 12

PRECINCT #0865

Reason Code	Description	Count
BS	Bad Signature	2

PRECINCT #0865 TOTAL 2

PRECINCT #0872

Reason Code	Description	Count
BS	Bad Signature	7
NS	No Signature	1

PRECINCT #0872 TOTAL 8

PRECINCT #0883

Reason Code	Description	Count
BS	Bad Signature	6
NS	No Signature	1

PRECINCT #0883 TOTAL 7

SUMMARY - ALL PRECINCTS

Reason Code	Description	Count
BS	Bad Signature	216

NS	No Signature		32
		Total Rejected	248
L	Returned Late		40
		Total Rejected + Late	288

PRECINCT #0012

Counted	Reason Code	Description	Count
Yes			
	A	ACCEPTED	1
			Total Yes
			1
No			
	B10	YOU ARE NOT REGISTERED TO VOTE	7
	B12	YOU WERE NOT ELIGIBLE TO VOTE IN THIS ELECTION	6
			Total No
			13
			PRECINCT #0012 TOTAL
			14

PRECINCT #0048

Counted	Reason Code	Description	Count
Yes			
	A	ACCEPTED	13
			Total Yes
			13
No			
	B10	YOU ARE NOT REGISTERED TO VOTE	11
	B12	YOU WERE NOT ELIGIBLE TO VOTE IN THIS ELECTION	18
	B17	CONDITIONAL PROVISIONAL - SUFFICIENT ID NOT PROVIDED BY DEADLINE	14
			Total No
			43
			PRECINCT #0048 TOTAL
			56

PRECINCT #0090

Counted	Reason Code	Description	Count
Yes			
	A	ACCEPTED	4
			Total Yes
			4
No			
	B10	YOU ARE NOT REGISTERED TO VOTE	14
	B12	YOU WERE NOT ELIGIBLE TO VOTE IN THIS ELECTION	7
	B17	CONDITIONAL PROVISIONAL - SUFFICIENT ID NOT PROVIDED BY DEADLINE	4
			Total No
			25
			PRECINCT #0090 TOTAL
			29

PRECINCT #0098

Counted	Reason Code	Description	Count
Yes			
	A	ACCEPTED	2
			Total Yes
			2
No			
	B10	YOU ARE NOT REGISTERED TO VOTE	7
	B12	YOU WERE NOT ELIGIBLE TO VOTE IN THIS ELECTION	4
			Total No
			11
			PRECINCT #0098 TOTAL
			13

PRECINCT #0105

Counted	Reason Code	Description	Count
Yes			
	A	ACCEPTED	2
			Total Yes
			2
No			
	B10	YOU ARE NOT REGISTERED TO VOTE	8
	B12	YOU WERE NOT ELIGIBLE TO VOTE IN THIS ELECTION	7
	B17	CONDITIONAL PROVISIONAL - SUFFICIENT ID NOT PROVIDED BY DEADLINE	3
			Total No
			18
			PRECINCT #0105 TOTAL
			20

PRECINCT #0117

Counted	Reason Code	Description	Count
Yes			
	A	ACCEPTED	7
			Total Yes
			7
No			
	B10	YOU ARE NOT REGISTERED TO VOTE	25
	B12	YOU WERE NOT ELIGIBLE TO VOTE IN THIS ELECTION	24
	B13	YOUR EARLY BALLOT WAS SENT. RETURNED AND COUNTED	1
	B17	CONDITIONAL PROVISIONAL - SUFFICIENT ID NOT PROVIDED BY DEADLINE	7
			Total No
			57
			PRECINCT #0117 TOTAL
			64

PRECINCT #0162

Counted	Reason Code	Description	Count
Yes			
	A	ACCEPTED	4
			Total Yes
			4
No			
	B10	YOU ARE NOT REGISTERED TO VOTE	7
	B12	YOU WERE NOT ELIGIBLE TO VOTE IN THIS ELECTION	3
	B17	CONDITIONAL PROVISIONAL - SUFFICIENT ID NOT PROVIDED BY DEADLINE	2
			Total No
			12
			PRECINCT #0162 TOTAL
			16

PRECINCT #0198

Counted	Reason Code	Description	Count
Yes			
	A	ACCEPTED	8
			Total Yes
			8
No			
	B10	YOU ARE NOT REGISTERED TO VOTE	9
	B12	YOU WERE NOT ELIGIBLE TO VOTE IN THIS ELECTION	8
	B17	CONDITIONAL PROVISIONAL - SUFFICIENT ID NOT PROVIDED BY DEADLINE	10
			Total No
			27
			PRECINCT #0198 TOTAL
			35

PRECINCT #0226

Counted	Reason Code	Description	Count
No			
	B10	YOU ARE NOT REGISTERED TO VOTE	9
	B12	YOU WERE NOT ELIGIBLE TO VOTE IN THIS ELECTION	1
			Total No
			10
			PRECINCT #0226 TOTAL
			10

PRECINCT #0235

Counted	Reason Code	Description	Count
Yes			
	A	ACCEPTED	3
			Total Yes
			3

No

B10	YOU ARE NOT REGISTERED TO VOTE	2
B12	YOU WERE NOT ELIGIBLE TO VOTE IN THIS ELECTION	1
B13	YOUR EARLY BALLOT WAS SENT. RETURNED AND COUNTED	1
Total No		4

PRECINCT #0235 TOTAL 7

PRECINCT #0245

Counted	Reason Code	Description	Count
Yes			
A	ACCEPTED		5
Total Yes			5

No

B12	YOU WERE NOT ELIGIBLE TO VOTE IN THIS ELECTION	6
B17	CONDITIONAL PROVISIONAL - SUFFICIENT ID NOT PROVIDED BY DEADLINE	1
Total No		7

PRECINCT #0245 TOTAL 12

PRECINCT #0266

Counted	Reason Code	Description	Count
Yes			
A	ACCEPTED		18
Total Yes			18

No

B10	YOU ARE NOT REGISTERED TO VOTE	46
B12	YOU WERE NOT ELIGIBLE TO VOTE IN THIS ELECTION	20
B17	CONDITIONAL PROVISIONAL - SUFFICIENT ID NOT PROVIDED BY DEADLINE	26
Total No		92

PRECINCT #0266 TOTAL 110

PRECINCT #0274

Counted	Reason Code	Description	Count
Yes			
A	ACCEPTED		2
Total Yes			2

No

Tempe City

B10	YOU ARE NOT REGISTERED TO VOTE	11
B12	YOU WERE NOT ELIGIBLE TO VOTE IN THIS ELECTION	5
B13	YOUR EARLY BALLOT WAS SENT. RETURNED AND COUNTED	1
B17	CONDITIONAL PROVISIONAL - SUFFICIENT ID NOT PROVIDED BY DEADLINE	9
Total No		26

PRECINCT #0274 TOTAL 28

PRECINCT #0378

Counted	Reason Code	Description	Count
Yes			
	A	ACCEPTED	6
Total Yes			6

No			
	B10	YOU ARE NOT REGISTERED TO VOTE	9
	B12	YOU WERE NOT ELIGIBLE TO VOTE IN THIS ELECTION	9
	B13	YOUR EARLY BALLOT WAS SENT. RETURNED AND COUNTED	1
	B17	CONDITIONAL PROVISIONAL - SUFFICIENT ID NOT PROVIDED BY DEADLINE	11
Total No			30

PRECINCT #0378 TOTAL 36

PRECINCT #0390

Counted	Reason Code	Description	Count
Yes			
	A	ACCEPTED	67
Total Yes			67

No			
	B10	YOU ARE NOT REGISTERED TO VOTE	123
	B11	INCOMPLETE INFORMATION GIVEN ON YOUR PROVISIONAL BALLOT FORM	1
	B12	YOU WERE NOT ELIGIBLE TO VOTE IN THIS ELECTION	71
	B13	YOUR EARLY BALLOT WAS SENT. RETURNED AND COUNTED	1
	B17	CONDITIONAL PROVISIONAL - SUFFICIENT ID NOT PROVIDED BY DEADLINE	29
Total No			225

PRECINCT #0390 TOTAL 292

PRECINCT #0403

Counted	Reason Code	Description	Count
---------	-------------	-------------	-------

Yes

A	ACCEPTED	7
Total Yes		7

No

B10	YOU ARE NOT REGISTERED TO VOTE	28
B12	YOU WERE NOT ELIGIBLE TO VOTE IN THIS ELECTION	24
B17	CONDITIONAL PROVISIONAL - SUFFICIENT ID NOT PROVIDED BY DEADLINE	7
Total No		59

PRECINCT #0403 TOTAL 66

PRECINCT #0408

Counted	Reason Code	Description	Count
---------	-------------	-------------	-------

Yes

A	ACCEPTED	5
Total Yes		5

No

B10	YOU ARE NOT REGISTERED TO VOTE	9
B12	YOU WERE NOT ELIGIBLE TO VOTE IN THIS ELECTION	3
B13	YOUR EARLY BALLOT WAS SENT. RETURNED AND COUNTED	1
B17	CONDITIONAL PROVISIONAL - SUFFICIENT ID NOT PROVIDED BY DEADLINE	4
Total No		17

PRECINCT #0408 TOTAL 22

PRECINCT #0518

Counted	Reason Code	Description	Count
---------	-------------	-------------	-------

Yes

A	ACCEPTED	3
Total Yes		3

No

B10	YOU ARE NOT REGISTERED TO VOTE	7
B12	YOU WERE NOT ELIGIBLE TO VOTE IN THIS ELECTION	5
B17	CONDITIONAL PROVISIONAL - SUFFICIENT ID NOT PROVIDED BY DEADLINE	1
Total No		13

PRECINCT #0518 TOTAL 16

PRECINCT #0523

Counted	Reason Code	Description	Count
Yes			
	A	ACCEPTED	8
			Total Yes
			8
No			
	B10	YOU ARE NOT REGISTERED TO VOTE	6
	B12	YOU WERE NOT ELIGIBLE TO VOTE IN THIS ELECTION	4
	B17	CONDITIONAL PROVISIONAL - SUFFICIENT ID NOT PROVIDED BY DEADLINE	3
			Total No
			13
			PRECINCT #0523 TOTAL
			21

PRECINCT #0589

Counted	Reason Code	Description	Count
Yes			
	A	ACCEPTED	4
			Total Yes
			4
No			
	B10	YOU ARE NOT REGISTERED TO VOTE	7
	B12	YOU WERE NOT ELIGIBLE TO VOTE IN THIS ELECTION	5
	B17	CONDITIONAL PROVISIONAL - SUFFICIENT ID NOT PROVIDED BY DEADLINE	3
			Total No
			15
			PRECINCT #0589 TOTAL
			19

PRECINCT #0609

Counted	Reason Code	Description	Count
Yes			
	A	ACCEPTED	2
			Total Yes
			2
No			
	B10	YOU ARE NOT REGISTERED TO VOTE	21
	B12	YOU WERE NOT ELIGIBLE TO VOTE IN THIS ELECTION	12
	B17	CONDITIONAL PROVISIONAL - SUFFICIENT ID NOT PROVIDED BY DEADLINE	9
			Total No
			42
			PRECINCT #0609 TOTAL
			44

PRECINCT #0634

Counted	Reason Code	Description	Count
Yes			
	A	ACCEPTED	3
			Total Yes
			3
No			
	B10	YOU ARE NOT REGISTERED TO VOTE	14
	B12	YOU WERE NOT ELIGIBLE TO VOTE IN THIS ELECTION	12
	B17	CONDITIONAL PROVISIONAL - SUFFICIENT ID NOT PROVIDED BY DEADLINE	6
			Total No
			32
			PRECINCT #0634 TOTAL
			35

PRECINCT #0652

Counted	Reason Code	Description	Count
No			
	B10	YOU ARE NOT REGISTERED TO VOTE	2
			Total No
			2
			PRECINCT #0652 TOTAL
			2

PRECINCT #0677

Counted	Reason Code	Description	Count
Yes			
	A	ACCEPTED	1
			Total Yes
			1
No			
	B10	YOU ARE NOT REGISTERED TO VOTE	3
	B12	YOU WERE NOT ELIGIBLE TO VOTE IN THIS ELECTION	3
	B13	YOUR EARLY BALLOT WAS SENT. RETURNED AND COUNTED	1
	B17	CONDITIONAL PROVISIONAL - SUFFICIENT ID NOT PROVIDED BY DEADLINE	1
			Total No
			8
			PRECINCT #0677 TOTAL
			9

PRECINCT #0691

Counted	Reason Code	Description	Count
Yes			
	A	ACCEPTED	17
			Total Yes
			17

No

B10	YOU ARE NOT REGISTERED TO VOTE	34
B12	YOU WERE NOT ELIGIBLE TO VOTE IN THIS ELECTION	25
B17	CONDITIONAL PROVISIONAL - SUFFICIENT ID NOT PROVIDED BY DEADLINE	19
Total No		78

PRECINCT #0691 TOTAL 95

PRECINCT #0703

Counted	Reason Code	Description	Count
Yes			
A	ACCEPTED		7
Total Yes			7

No

B10	YOU ARE NOT REGISTERED TO VOTE	28
B12	YOU WERE NOT ELIGIBLE TO VOTE IN THIS ELECTION	14
B17	CONDITIONAL PROVISIONAL - SUFFICIENT ID NOT PROVIDED BY DEADLINE	9
Total No		51

PRECINCT #0703 TOTAL 58

PRECINCT #0709

Counted	Reason Code	Description	Count
Yes			
A	ACCEPTED		6
Total Yes			6

No

B10	YOU ARE NOT REGISTERED TO VOTE	19
B12	YOU WERE NOT ELIGIBLE TO VOTE IN THIS ELECTION	4
B17	CONDITIONAL PROVISIONAL - SUFFICIENT ID NOT PROVIDED BY DEADLINE	4
Total No		27

PRECINCT #0709 TOTAL 33

PRECINCT #0738

Counted	Reason Code	Description	Count
Yes			
A	ACCEPTED		2
Total Yes			2

No

B10	YOU ARE NOT REGISTERED TO VOTE	15
B12	YOU WERE NOT ELIGIBLE TO VOTE IN THIS ELECTION	6
B17	CONDITIONAL PROVISIONAL - SUFFICIENT ID NOT PROVIDED BY DEADLINE	8
Total No		29

PRECINCT #0738 TOTAL 31

PRECINCT #0747

Counted	Reason Code	Description	Count
Yes			
A	ACCEPTED		1
Total Yes			1

No

B10	YOU ARE NOT REGISTERED TO VOTE	3
B12	YOU WERE NOT ELIGIBLE TO VOTE IN THIS ELECTION	3
B13	YOUR EARLY BALLOT WAS SENT. RETURNED AND COUNTED	3
B17	CONDITIONAL PROVISIONAL - SUFFICIENT ID NOT PROVIDED BY DEADLINE	1
Total No		10

PRECINCT #0747 TOTAL 11

PRECINCT #0798

Counted	Reason Code	Description	Count
Yes			
A	ACCEPTED		31
Total Yes			31

No

B10	YOU ARE NOT REGISTERED TO VOTE	56
B12	YOU WERE NOT ELIGIBLE TO VOTE IN THIS ELECTION	34
B13	YOUR EARLY BALLOT WAS SENT. RETURNED AND COUNTED	1
B17	CONDITIONAL PROVISIONAL - SUFFICIENT ID NOT PROVIDED BY DEADLINE	18
Total No		109

PRECINCT #0798 TOTAL 140

PRECINCT #0853

Counted	Reason Code	Description	Count
Yes			

Counted	Reason Code	Description	Count
Yes	A	ACCEPTED	7
Total Yes			7
No			
	B10	YOU ARE NOT REGISTERED TO VOTE	9
	B12	YOU WERE NOT ELIGIBLE TO VOTE IN THIS ELECTION	9
	B13	YOUR EARLY BALLOT WAS SENT. RETURNED AND COUNTED	1
	B17	CONDITIONAL PROVISIONAL - SUFFICIENT ID NOT PROVIDED BY DEADLINE	4
Total No			23
PRECINCT #0853 TOTAL			30

PRECINCT #0859

Counted	Reason Code	Description	Count
Yes	A	ACCEPTED	10
Total Yes			10
No			
	B10	YOU ARE NOT REGISTERED TO VOTE	20
	B12	YOU WERE NOT ELIGIBLE TO VOTE IN THIS ELECTION	6
	B17	CONDITIONAL PROVISIONAL - SUFFICIENT ID NOT PROVIDED BY DEADLINE	10
Total No			36
PRECINCT #0859 TOTAL			46

PRECINCT #0865

Counted	Reason Code	Description	Count
Yes	A	ACCEPTED	4
Total Yes			4
No			
	B10	YOU ARE NOT REGISTERED TO VOTE	6
	B12	YOU WERE NOT ELIGIBLE TO VOTE IN THIS ELECTION	5
	B13	YOUR EARLY BALLOT WAS SENT. RETURNED AND COUNTED	2
	B17	CONDITIONAL PROVISIONAL - SUFFICIENT ID NOT PROVIDED BY DEADLINE	4
Total No			17
PRECINCT #0865 TOTAL			21

PRECINCT #0872

Counted	Reason Code	Description	Count
Yes			
	A	ACCEPTED	10
			Total Yes
			10
No			
	B10	YOU ARE NOT REGISTERED TO VOTE	7
	B12	YOU WERE NOT ELIGIBLE TO VOTE IN THIS ELECTION	12
	B13	YOUR EARLY BALLOT WAS SENT. RETURNED AND COUNTED	1
	B17	CONDITIONAL PROVISIONAL - SUFFICIENT ID NOT PROVIDED BY DEADLINE	4
			Total No
			24
			PRECINCT #0872 TOTAL
			34

PRECINCT #0883

Counted	Reason Code	Description	Count
Yes			
	A	ACCEPTED	2
			Total Yes
			2
No			
	B10	YOU ARE NOT REGISTERED TO VOTE	4
	B12	YOU WERE NOT ELIGIBLE TO VOTE IN THIS ELECTION	1
	B17	CONDITIONAL PROVISIONAL - SUFFICIENT ID NOT PROVIDED BY DEADLINE	2
			Total No
			7
			PRECINCT #0883 TOTAL
			9

SUMMARY - ALL PRECINCTS

Counted	Reason Code	Description	Count
Yes			
	A	ACCEPTED	272
Total Yes			272
No			
	B10	YOU ARE NOT REGISTERED TO VOTE	586
	B11	INCOMPLETE INFORMATION GIVEN ON YOUR PROVISIONAL BALLOT FORM	1
	B12	YOU WERE NOT ELIGIBLE TO VOTE IN THIS ELECTION	377
	B13	YOUR EARLY BALLOT WAS SENT. RETURNED AND COUNTED	15
	B17	CONDITIONAL PROVISIONAL - SUFFICIENT ID NOT PROVIDED BY DEADLINE	233
Total No			1212
Cumulative Total:			1484

MEMORANDUM



TO: Mayor and Council
FROM: Lauri Oszakiewski, Senior Municipal Budget & Finance Analyst
THROUGH: Lisette Camacho, Deputy City Manager
DATE: November 22, 2024
SUBJECT: Tax Revenue Statistical Report – October 2024

Introduction

The Municipal Budget Office (MBO) reviews the City's privilege (sales) tax collections for the General Fund (1.2%), Transit Fund (0.5%) and Arts & Cultural Fund (0.1%) and the General Fund bed tax (5.0%) to monitor the financial performance of the City's largest revenue source. This monthly analysis also provides the opportunity to determine if adjustments need to be made for any significant variances to ensure continuity of programs and service delivery. The October 2024 report summarizes our analysis of the September sales activity reported to the Arizona Department of Revenue (ADOR).

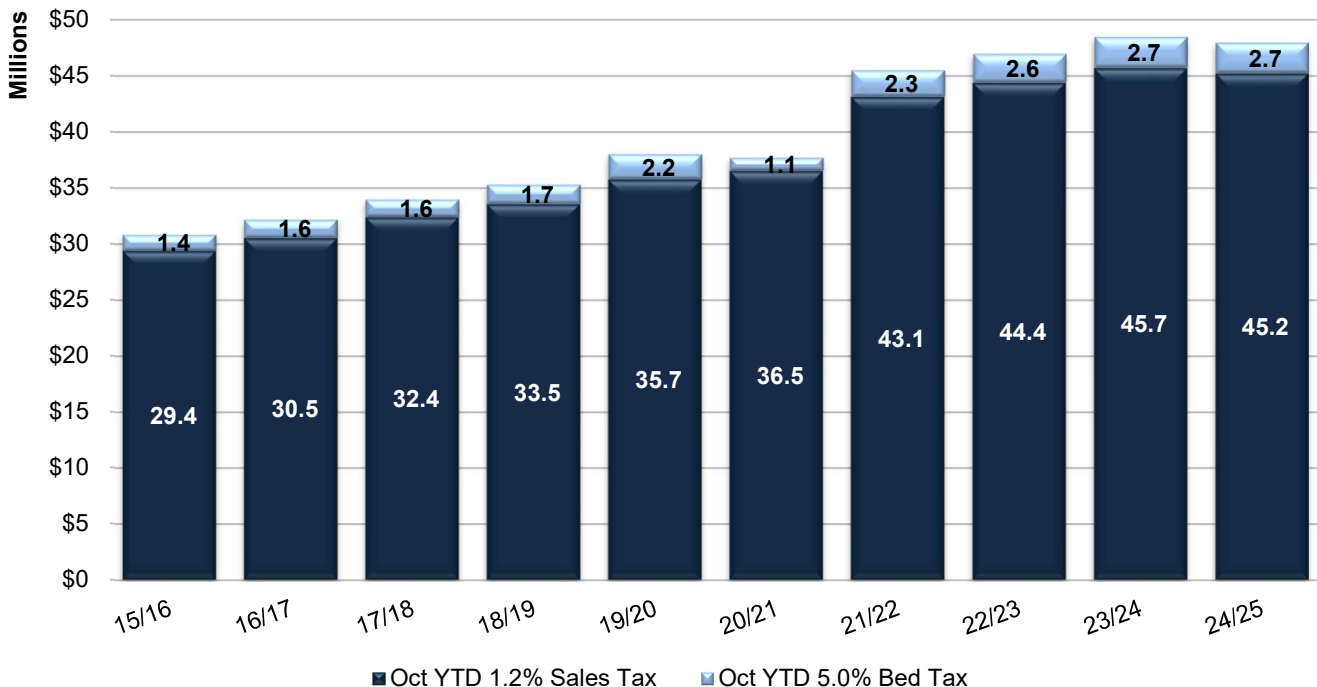
Overall Highlights

Total fiscal year to date taxable *sales* decreased by 1.0% over the same year to date period in the prior fiscal year. Total sales tax *revenue* is down 1.0% or \$703 thousand, due to \$3.0 million of non-recurring business activities received in the prior year to date period. Otherwise, sales tax revenue grew in rentals (\$908 thousand), contracting (\$566 thousand), and utilities/communication (\$461 thousand) activity. The attached Executive Summary provides a summary of historical and current fiscal year taxable sales, sales tax collections by fund, tax revenues by business activity, and an analysis of retail tax revenues by activity.

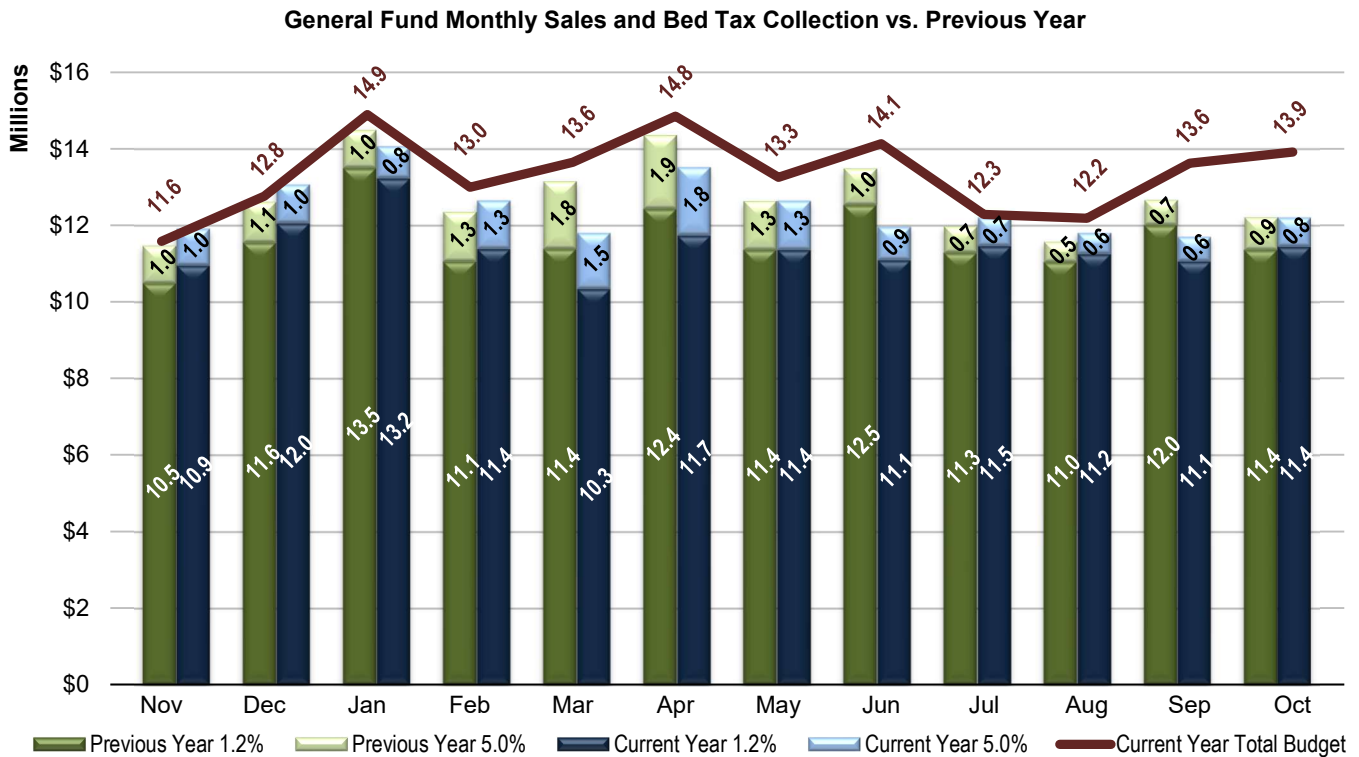
General Fund Highlights

As the General Fund portion of the City's sales and bed tax revenue collections represents the General Fund's largest revenue source, further analysis is performed on these specific tax collections. The graph below depicts year to date General Fund historical sales and bed tax revenue from FY 2015/16 through FY 2024/25. General Fund sales and bed tax revenue for FY 2024/25 is down 1.1% or \$515 thousand over the prior year to date period.

General Fund Year to Date Sales and Bed Tax Collections YTD



In addition to the 10-year historical comparison, we also review 12 months of General Fund monthly sales and bed tax collections compared to the previous year and to the FY 2024/25 adopted budget for the combined sales and bed tax, as noted in the graph below.



Finally, the MBO prepares the attached Actual to Budget Comparison report that provides a summary of FY 2024/25 General Fund sales tax, bed tax, and a combined total sales and bed tax collections compared to a projected budget amount for the month. Although sales and bed tax are not actually budgeted monthly, this type of analysis of actual collections compared to projections provides insight into sales and bed tax performance. Using this approach, fiscal year to date General Fund sales tax is \$3.6 million below revenue projections and the General Fund bed tax is \$463 thousand below projections, which results in the combined General Fund sales and bed tax collections for the General Fund being \$4.1 million below the revenue projection.

As detailed above, October sales and bed tax collections are below budgeted revenue. The MBO lowered revenue projections in the November 2024 long-range forecast to reflect the current year-to-date trend. In addition, funding for recurring and non-recurring supplementals in the General Fund is suspended for three fiscal years, FY 2024/25 through FY 2026/27, to address the lower sales tax revenue and the loss of residential rental sales tax that will start in January 2025. The MBO will continue to closely monitor revenue from all sources and if there are further declines in revenue, additional budget balancing strategies will be introduced in the February 2025 long-range financial forecast to maintain financial stability.

Attachments: Executive Summary
Actual Compared to Budget Projection

Executive Summary

Current Month - October	2021-22		2022-23		2023-24		2024-25	
		Change		Change		Change		Change
Taxable Sales								
Total Taxable Sales	1,012,979,000	29.9%	1,006,086,000	-0.7%	967,830,000	-3.8%	972,196,000	0.5%
Retail Taxable Sales	499,858,000	11.5%	507,711,000	1.6%	514,898,000	1.4%	494,705,000	-3.9%
Tax Revenues by Fund								
General Fund								
Privilege Tax (1.2%)	11,768,000	29.6%	11,608,000	-1.4%	11,355,000	-2.2%	11,437,000	0.7%
Bed Tax (5.0%)	685,000	112.1%	788,000	15.0%	854,000	8.4%	764,000	-10.5%
Privilege Tax Rebates	224,000	12.0%	276,000	23.2%	76,000	-72.5%	65,000	-14.5%
Total General Fund	12,677,000	32.1%	12,672,000	0.0%	12,285,000	-3.1%	12,266,000	-0.2%
Transit Fund								
Privilege Tax (0.5%)	4,903,000	29.6%	4,837,000	-1.3%	4,763,000	-1.5%	4,793,000	0.6%
Privilege Tax Rebates	93,000	12.0%	115,000	23.7%	-	-100.0%	-	0.0%
Total Transit Fund	4,996,000	29.3%	4,952,000	-0.9%	4,763,000	-3.8%	4,793,000	0.6%
Arts & Culture Fund								
Privilege Tax (0.1%)	999,000	29.2%	990,000	-0.9%	953,000	-3.7%	959,000	0.6%
Total Arts & Culture Fund	999,000	29.2%	990,000	-0.9%	953,000	-3.7%	959,000	0.6%
Totals	18,672,000	31.1%	18,614,000	-0.3%	18,001,000	-3.3%	18,018,000	0.1%
Tax Revenues by Business Activities								
Retail	8,997,000	11.5%	9,139,000	1.6%	8,511,000	-6.9%	8,905,000	4.6%
Rentals	3,137,000	7.8%	3,574,000	13.9%	3,750,000	4.9%	4,093,000	9.1%
Utilities/Communication	755,000	-10.1%	844,000	11.8%	934,000	10.7%	997,000	6.7%
Restaurants	1,321,000	43.9%	1,471,000	11.4%	1,472,000	0.1%	1,519,000	3.2%
Contracting	976,000	4.6%	836,000	-14.3%	1,013,000	21.2%	1,161,000	14.6%
Hotel/Motel	261,000	110.5%	305,000	16.9%	346,000	13.4%	302,000	-12.7%
Transient (Bed Tax)	685,000	112.1%	788,000	15.0%	907,000	15.1%	809,000	-10.8%
Non-Recurring Business Activities	2,309,000	230800.0%	1,417,000	-38.6%	769,000	-45.7%	1,000	-99.9%
Amusements	104,000	60.0%	120,000	15.4%	175,000	45.8%	140,000	-20.0%
All Other	126,000	147.1%	119,000	-5.6%	124,000	4.2%	90,000	-27.4%
Totals	18,672,000	31.1%	18,614,000	-0.3%	18,001,000	-3.3%	18,018,000	0.1%
Retail Tax Revenues by Activities								
Automotive	1,266,000	6.2%	1,511,000	19.4%	1,852,000	22.6%	1,219,000	-34.2%
Building Supply Stores	374,000	11.6%	416,000	11.2%	362,000	-13.0%	372,000	2.8%
Department Stores	1,058,000	8.5%	1,146,000	8.3%	1,107,000	-3.4%	1,058,000	-4.4%
Drug/Small Stores	1,357,000	3.4%	1,358,000	0.1%	1,236,000	-9.0%	1,320,000	6.8%
Furniture/Equipment/Electronics	602,000	-1.6%	(469,000)	-177.9%	350,000	-174.6%	613,000	75.1%
Grocery Stores	859,000	-0.9%	915,000	6.5%	959,000	4.8%	939,000	-2.1%
Manufacturing Firms	627,000	3.5%	568,000	-9.4%	429,000	-24.5%	472,000	10.0%
All Other Retail	2,854,000	31.4%	3,694,000	29.4%	2,216,000	-40.0%	2,912,000	31.4%
Totals	8,997,000	11.5%	9,139,000	1.6%	8,511,000	-6.9%	8,905,000	4.6%
Fiscal Year to Date - October								
	2021-22		2022-23		2023-24		2024-25	
		Change		Change		Change		Change
Taxable Sales								
Total Taxable Sales	3,716,240,000	18.9%	3,828,759,000	3.0%	3,871,683,000	1.1%	3,832,124,000	-1.0%
Retail Taxable Sales	2,115,148,000	17.6%	2,034,824,000	-3.8%	2,153,461,000	5.8%	2,016,850,000	-6.3%
Tax Revenues by Fund								
General Fund								
Privilege Tax (1.2%)	43,108,000	18.0%	44,359,000	2.9%	45,673,000	3.0%	45,192,000	-1.1%
Bed Tax (5.0%)	2,336,000	107.1%	2,561,000	9.6%	2,739,000	7.0%	2,705,000	-1.2%
Privilege Tax Rebates	927,000	26.8%	971,000	4.7%	171,000	-82.4%	204,000	19.3%
Total General Fund	46,371,000	20.8%	47,891,000	3.3%	48,583,000	1.4%	48,101,000	-1.0%
Transit Fund								
Privilege Tax (0.5%)	17,962,000	18.0%	18,483,000	2.9%	19,099,000	3.3%	18,915,000	-1.0%
Privilege Tax Rebates	386,000	27.0%	404,000	4.7%	-	-100.0%	-	0.0%
Total Transit Fund	18,348,000	18.2%	18,887,000	2.9%	19,099,000	1.1%	18,915,000	-1.0%
Arts & Culture Fund								
Privilege Tax (0.1%)	3,670,000	18.2%	3,778,000	2.9%	3,820,000	1.1%	3,783,000	-1.0%
Total Arts & Culture Fund	3,670,000	18.2%	3,778,000	2.9%	3,820,000	1.1%	3,783,000	-1.0%
Totals	68,389,000	-40.0%	70,556,000	3.2%	71,502,000	1.3%	70,799,000	-1.0%
Tax Revenues by Business Activities								
Retail	38,073,000	17.6%	36,627,000	-3.8%	35,947,000	-1.9%	36,303,000	1.0%
Rentals	12,103,000	11.5%	13,964,000	15.4%	14,305,000	2.4%	15,213,000	6.3%
Utilities/Communication	3,301,000	0.4%	3,495,000	5.9%	3,526,000	0.9%	3,987,000	13.1%
Restaurants	4,947,000	47.8%	5,426,000	9.7%	5,480,000	1.0%	5,643,000	3.0%
Contracting	3,369,000	-22.3%	3,823,000	13.5%	4,275,000	11.8%	4,841,000	13.2%
Hotel/Motel	900,000	109.3%	992,000	10.2%	1,106,000	11.5%	1,083,000	-2.1%
Transient (Bed Tax)	2,336,000	107.1%	2,561,000	9.6%	2,831,000	10.5%	2,844,000	0.5%
Non-Recurring Business Activities	2,495,000	188.8%	2,708,000	8.5%	2,986,000	10.3%	1,000	-100.0%
Amusements	482,000	167.8%	593,000	23.0%	697,000	17.5%	589,000	-15.5%
All Other	382,000	-99.3%	367,000	-3.9%	350,000	-4.6%	293,000	-16.3%
Totals	68,389,000	-40.0%	70,556,000	3.2%	71,502,000	1.3%	70,799,000	-1.0%
Retail Tax Revenues by Activities								
Automotive	5,367,000	16.0%	5,591,000	4.2%	7,170,000	28.2%	5,163,000	-28.0%
Building Supply Stores	1,568,000	13.9%	1,752,000	11.7%	1,591,000	-9.2%	1,560,000	-1.9%
Department Stores	4,553,000	13.1%	4,838,000	6.3%	4,828,000	-0.2%	4,644,000	-3.8%
Drug/Small Stores	5,416,000	6.4%	4,875,000	-10.0%	5,239,000	7.5%	5,099,000	-2.7%
Furniture/Equipment/Electronics	2,939,000	10.8%	947,000	-67.8%	1,842,000	94.5%	2,514,000	36.5%
Grocery Stores	3,246,000	-3.5%	3,539,000	9.0%	3,779,000	6.8%	3,675,000	-2.8%
Manufacturing Firms	3,805,000	55.5%	1,711,000	-55.0%	1,962,000	14.7%	2,023,000	3.1%
All Other Retail	11,179,000	27.3%	13,374,000	19.6%	9,536,000	-28.7%	11,625,000	21.9%
Totals	38,073,000	17.6%	36,627,000	-3.8%	35,947,000	-1.9%	36,303,000	1.0%

Actual Compared to Budget Projection

Privilege Tax Revenue - General Fund (1.2%) 2024-25 Actual Compared to Budget

Monthly Amounts

	2024-25 Budget		2024-25 Actual	Over / (Under)	
	Percent	Amount		Amount	Percent
Jul	8.2%	\$ 11,581,000	\$ 11,454,000	\$ (127,000)	-1.1%
Aug	8.1%	11,502,000	11,246,000	(256,000)	-2.2%
Sep	9.0%	12,833,000	11,055,000	(1,778,000)	-13.9%
Oct	9.1%	12,925,000	11,437,000	(1,488,000)	-11.5%
Nov	8.3%	11,728,000			
Dec	9.3%	13,189,000			
Jan	10.4%	14,816,000			
Feb	7.5%	10,663,000			
Mar	7.2%	10,234,000			
Apr	7.9%	11,289,000			
May	7.7%	10,877,000			
Jun	7.3%	10,430,000			
Totals	100.0%	\$ 142,067,000	\$ 45,192,000	\$ (3,649,000)	-2.6%

Cumulative Amounts

	2024-25 Budget		2024-25 Actual	Over / (Under)	
	Percent	Amount		Amount	Percent
Jul	8.2%	\$ 11,581,000	\$ 11,454,000	\$ (127,000)	-1.1%
Jul-Aug	16.2%	23,083,000	22,700,000	(383,000)	-1.7%
Jul-Sep	25.3%	35,916,000	33,755,000	(2,161,000)	-6.0%
Jul-Oct	34.4%	48,841,000	45,192,000	(3,649,000)	-7.5%
Jul-Nov	42.6%	60,569,000			
Jul-Dec	51.9%	73,758,000			
Jul-Jan	62.3%	88,574,000			
Jul-Feb	69.9%	99,237,000			
Jul-Mar	77.1%	109,471,000			
Jul-Apr	85.0%	120,760,000			
Jul-May	92.7%	131,637,000			
Jul-Jun	100.0%	142,067,000			

Tax and License Annual Privilege Tax Revenue Projections

Method	Privilege Tax		Over / (Under)	
	Projected	Budget	Amount	Percent
% of Increase	\$ 136,334,000	\$ 142,067,000	\$ (5,733,000)	-4.0%
% Received	\$ 131,453,000	\$ 142,067,000	\$ (10,614,000)	-7.5%

Bed Tax Revenue - General Fund (5.0%) 2024-25 Actual Compared to Budget

Monthly Amounts

	2024-25 Budget		2024-25 Actual	Over / (Under)	
	Percent	Amount		Amount	Percent
Jul	4.8%	\$ 703,000	\$ 748,000	\$ 45,000	6.4%
Aug	4.7%	682,000	552,000	(130,000)	-19.1%
Sep	5.4%	790,000	641,000	(149,000)	-18.9%
Oct	6.8%	993,000	764,000	(229,000)	-23.1%
Nov	8.0%	1,168,000			
Dec	8.5%	1,244,000			
Jan	7.7%	1,121,000			
Feb	10.3%	1,501,000			
Mar	13.1%	1,903,000			
Apr	14.5%	2,108,000			
May	9.3%	1,356,000			
Jun	6.8%	997,000			
Totals	100.0%	\$ 14,566,000	\$ 2,705,000	\$ (463,000)	-3.2%

Cumulative Amounts

	2024-25 Budget		2024-25 Actual	Over / (Under)	
	Percent	Amount		Amount	Percent
Jul	4.8%	\$ 703,000	\$ 748,000	\$ 45,000	6.4%
Jul-Aug	9.5%	1,385,000	1,300,000	(85,000)	-6.1%
Jul-Sep	14.9%	2,175,000	1,941,000	(234,000)	-10.8%
Jul-Oct	21.7%	3,168,000	2,705,000	(463,000)	-14.6%
Jul-Nov	29.8%	4,336,000			
Jul-Dec	38.3%	5,580,000			
Jul-Jan	46.0%	6,701,000			
Jul-Feb	56.3%	8,202,000			
Jul-Mar	69.4%	10,105,000			
Jul-Apr	83.8%	12,213,000			
Jul-May	93.2%	13,569,000			
Jul-Jun	100.0%	14,566,000			

Tax and License Annual Privilege Tax Revenue Projections

Method	Bed Tax		Over / (Under)	
	Projected	Budget	Amount	Percent
% of Increase	\$ 12,059,000	\$ 14,566,000	\$ (2,507,000)	-17.2%
% Received	\$ 12,437,000	\$ 14,566,000	\$ (2,129,000)	-14.6%

Total General Fund Tax Revenue 2024-25 Actual Compared to Budget

Monthly Amounts

	2024-25 Budget		2024-25 Actual	Over / (Under)	
	Percent	Amount		Amount	Percent
Jul	7.8%	\$ 12,284,000	\$ 12,202,000	\$ (82,000)	-0.7%
Aug	7.8%	12,184,000	11,798,000	(386,000)	-3.2%
Sep	8.7%	13,623,000	11,696,000	(1,927,000)	-14.1%
Oct	8.9%	13,918,000	12,201,000	(1,717,000)	-12.3%
Nov	8.2%	12,896,000			
Dec	9.2%	14,433,000			
Jan	10.2%	15,937,000			
Feb	7.8%	12,164,000			
Mar	7.7%	12,137,000			
Apr	8.6%	13,397,000			
May	7.8%	12,233,000			
Jun	7.3%	11,427,000			
Totals	100.0%	\$ 156,633,000	\$ 47,897,000	\$ (4,112,000)	-2.6%

Cumulative Amounts

	2024-25 Budget		2024-25 Actual	Over / (Under)	
	Percent	Amount		Amount	Percent
Jul	7.8%	\$ 12,284,000	\$ 12,202,000	\$ (82,000)	-0.7%
Jul-Aug	15.6%	24,468,000	24,000,000	(468,000)	-1.9%
Jul-Sep	24.3%	38,091,000	35,696,000	(2,395,000)	-6.3%
Jul-Oct	33.2%	52,009,000	47,897,000	(4,112,000)	-7.9%
Jul-Nov	41.4%	64,905,000			
Jul-Dec	50.7%	79,338,000			
Jul-Jan	60.8%	95,275,000			
Jul-Feb	68.6%	107,439,000			
Jul-Mar	76.3%	119,576,000			
Jul-Apr	84.9%	132,973,000			
Jul-May	92.7%	145,206,000			
Jul-Jun	100.0%	156,633,000			

Tax and License Annual Privilege Tax Revenue Projections

Method	Total Tax		Over / (Under)	
	Projected	Budget	Amount	Percent
% of Increase	\$ 148,400,000	\$ 156,633,000	\$ (8,233,000)	-5.3%
% Received	\$ 144,249,000	\$ 156,633,000	\$ (12,384,000)	-7.9%

COMMUNITY SERVICES UPDATE

NOVEMBER 22, 2024

NATIVE HOLIDAY MARKET AT TCA




On Saturday, November 30, from 10 a.m.—5 p.m., Tempe Center for the Arts will partner with Indigenous talents to present the popular OXDX Native Holiday Market. Curated by local clothing and design label OXDX Clothing, this vibrant market showcases over 80 talented Arizona Indigenous artists and small businesses as they present their unique creations on Small Business Saturday.

This year's annual market spans the length of TCA along beautiful Tempe Town Lake and reaches both indoors and out. The festive day will be filled with unique holiday shopping, delicious Indigenous food trucks, fry bread and live music.

The outdoor performance stage, coordinated by new TCA Resident Company, Cultural Coalition, will feature Indigenous performers such as DJ Jermatik, Tate' Walker, The Zoniez, Cooper Nez, One Way Sky, Amber McCrary, Earth Surface People, Sareya Taylor and Nataanii Means.

In 2023, this event attracted upwards of 5,000 people and helped win OXDX a Tempe Tourism Impact Award.



Saturday, Nov. 30 from 10 a.m. to 5 p.m.

Free Admission Free Parking More info: [TempeCenterForTheArts.com](https://www.tempecenterforthearts.com)

COMMUNITY SERVICES UPDATE

NOVEMBER 22, 2024

PUBLIC ART PLAN UPDATE

Tempe Public Art has embarked on a strategic plan for guiding public art installations throughout the city. Working with Designing Local, a consultant team who specializes in Public Art Planning, Tempe Public Art is offering multiple opportunities for the public to take part in the plan's development.

The public art planning process will culminate in the development of a comprehensive plan that outlines the city's vision for public art in the future, identifies potential areas of the city for installations, and establishes guidelines for selecting and commissioning artwork, all aimed at enhancing the city's vibrant cultural landscape. The community is invited to share preferences and priorities that will be incorporated into the final plan.

City staff and the consultant team have created an online survey for gathering feedback and have created promotional materials to build awareness throughout the city. Public Art will also attend local Arts + Culture events for community outreach such as the recent Tempe Jam at Kiwanis Park, and Arts in Parks. Several other events and pop ups engagements will be hosted throughout the winter to ensure the public is involved throughout the process before a final plan is created and shared.

Mayor and Council were presented with an update and information about this plan during the November 19 Work Study Session and a virtual kickoff meeting to review details of the project and its goals was held on November 20.



TEMPE JAM 2024

On Saturday, November 16, 1,600 visitors attended the fourth annual Tempe Jam at Tempe Sports Complex. This family-friendly music celebration event highlights local bands and visual artists who live, work or play in Tempe.



This year, guests were invited to enjoy amazing performances by Tempe Playlist artists Phoenix Afrobeat Orchestra and Jerusafunk, with a special hula hoop performance by Evalina Tinklepaugh of the Nines Collective. The event also featured four arts activities for guests of all ages - night sky paintings, creating copper moons and a special collaborative spray paint mural led by local artist Such Styles. The first 700 attendees received a free, exclusive t-shirt designed by local artist Champ Styles and all guests were invited to color their own shirt design sticker. Six popular food trucks were busy throughout the night, along with a beer and wine garden managed in partnership with Tempe Diablos.

For 2024, Tempe Jam expanded engagement offerings for all ages and elevated the Arts + Culture Marketing efforts; this increased event attendance by 45%, doubled peak-hour crowd levels and boosted event website traffic 115% over 2023. Staff also saw guests arrive earlier and stay later compared to last year's event.

Tempe Jam exemplifies the Tempe Community Arts mission of creating opportunities for Tempe neighbors to meaningfully engage in arts and culture programming while also providing support for local artists to showcase their craft and build relationships with the community and city.

