



---

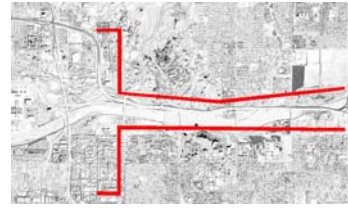
## Contents

|   |      |
|---|------|
| Noise Mitigation Flight Procedure Compliance: | Page |
| A. PHX Gate and Tempe Corridor Compliance     | 3    |
| B. Annual Split East/West to Date             | 5    |
| <br>  |      |
| Noise Complaint Analysis:                     |      |
| C. Complaints by Area                         | 6    |
| D. Complaints by Disturbance                  | 7    |
| E. Complaint by Air Traffic Flow              | 7    |
| F. Complaints Received                        | 8    |

## Noise Mitigation Flight Procedure Compliance:

### A. PHX Gate and Tempe Corridor Compliance

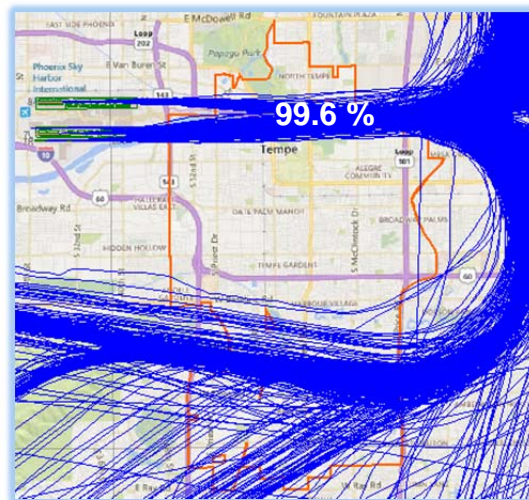
After a noise mitigation agreement was made between the City of Tempe and City of Phoenix in 1994, the Tempe Aviation Commission used a Standard Instrument Departure (SID) Procedure for the two parallel runways in use at Phoenix Sky Harbor International Airport to develop a “Corridor” to measure how jet and large turboprop aircraft complied with the SID procedure. The City of Phoenix did not consider the Tempe corridor measure feasible to implement, and developed a 5,500 feet long “Gate” at Price Road close to where the SR202 and SR101 Red Mountain exchange is located as the official measure the airport is using to identify non-compliant airlines. The City of Phoenix issues notices of deviations to airlines, which jet aircraft make turns away from the Salt riverbed before they reach the “Gate.”



Corridor Compliance

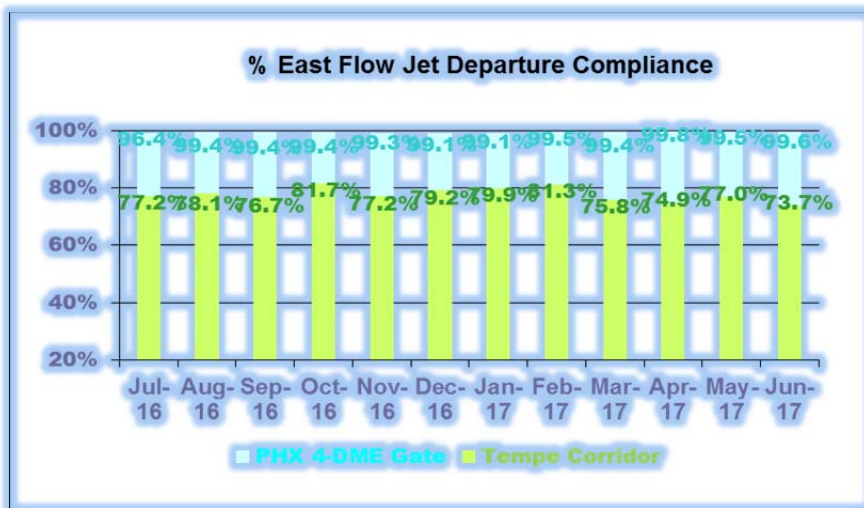
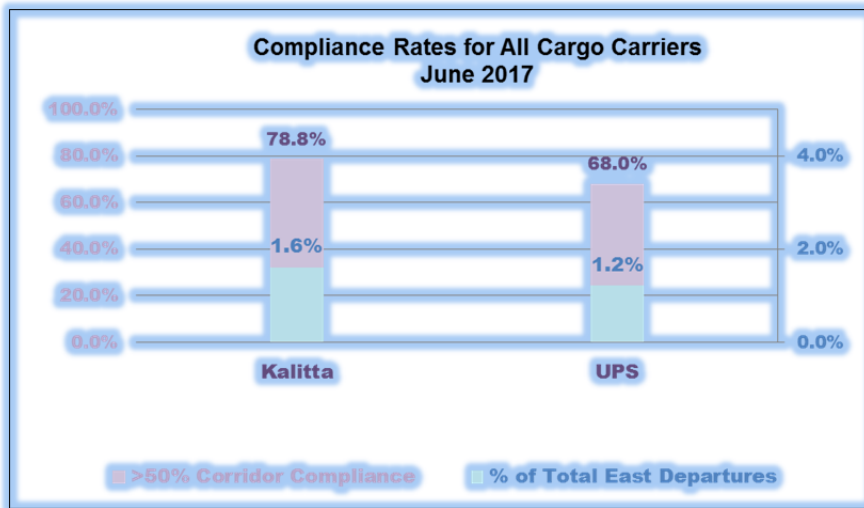
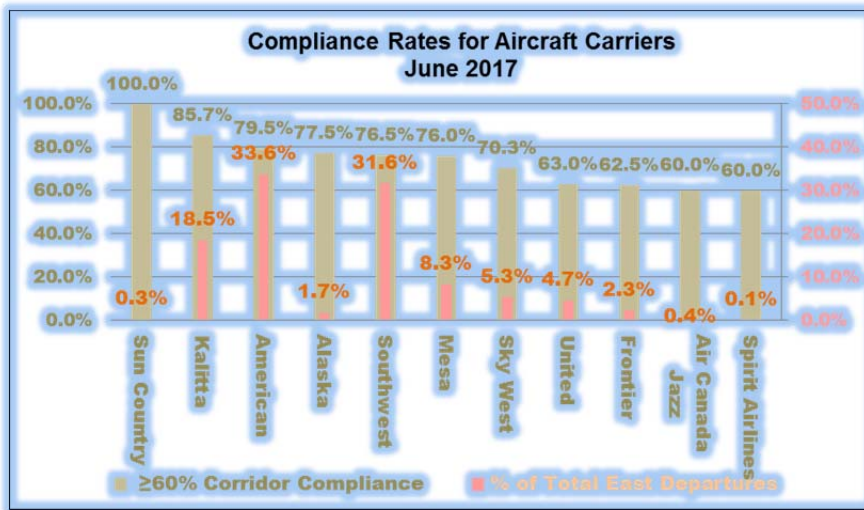
The monthly corridor compliance rate 73.3 % with the large turboprop aircraft departures included, not shown. Large turboprop aircraft are routinely departing on diagonal headings to the northeast and southeast directly after take-off. Only jets tracks are shown.

Deviations caused by direction from air traffic control or adverse weather are not included in the notices. Departures deviations within the times of day weather conditions were present are not counted when calculating compliance. The month had no days when departure headings outside the “Gate” were identified by the City of Phoenix to be influenced by weather conditions<sup>1</sup>.



Gate Compliance

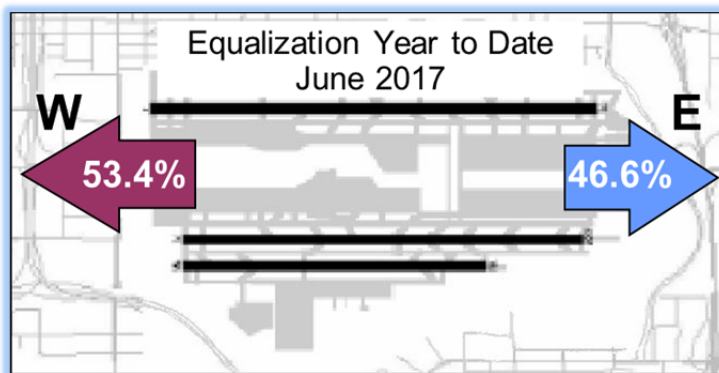
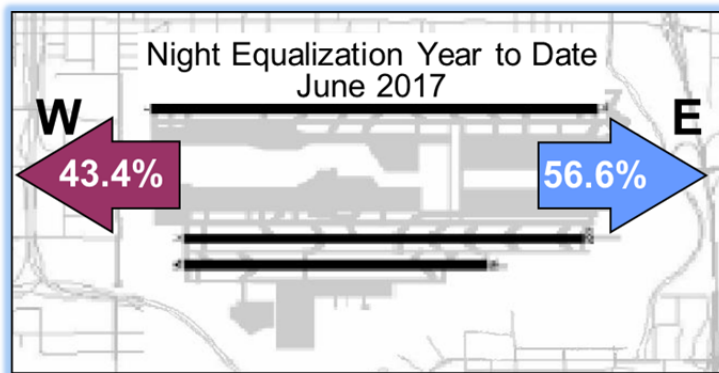

<sup>1</sup> Because the City of Phoenix is looking at the “Gate” deviations when it identifies the times departures were impacted by weather, applying these times to “Corridor” deviations may not fully account for all deviations impacted by weather.



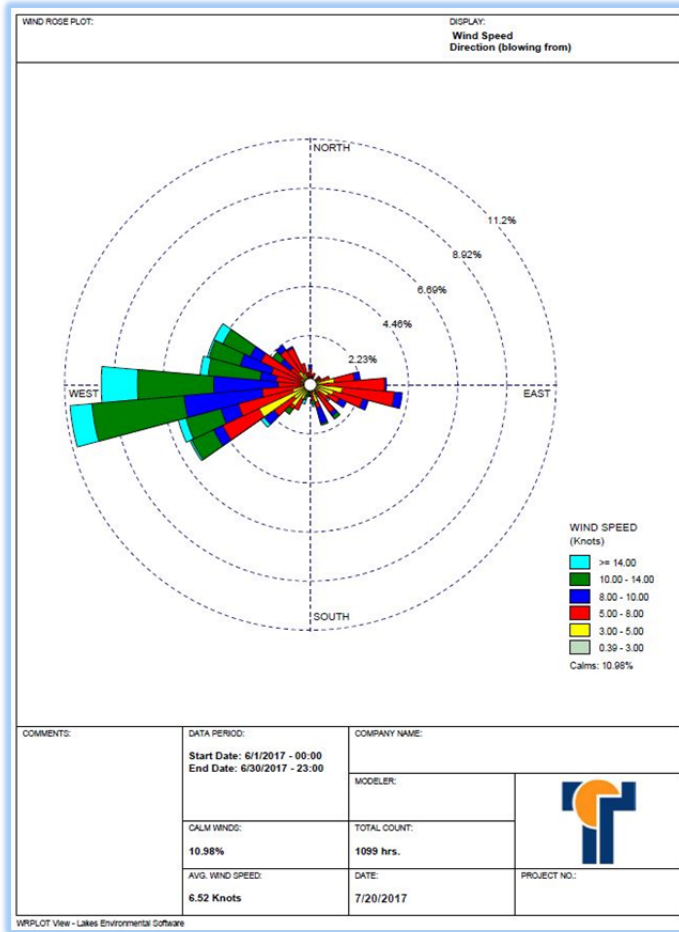
The airline compliance rates shown are only including airlines with ten or more departures to the east during the month.

---

B. Annual Split East/West to Date




The noise mitigation agreement between the City of Tempe and the City of Phoenix calls for equalizing the noise burden from jet and large turboprop aircraft departures east and west during daytime and nighttime hours. The agreement calls for FAA compensation for periodic changes in flight pattern so equalization is accomplished over a twelve months period.

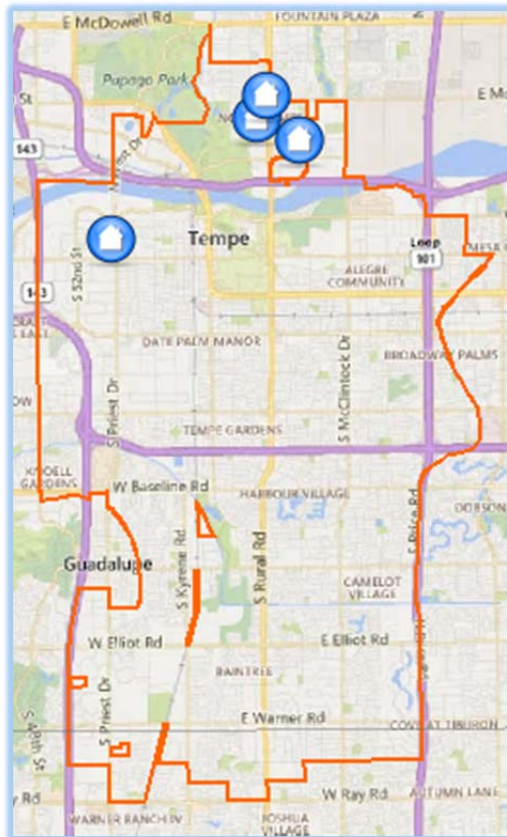


The stronger winds from the west continued. 21.7% more jet and large turboprop departures were directed west of the airport compared to departure volumes directed east of the airport.

### Noise Complaint Analysis:

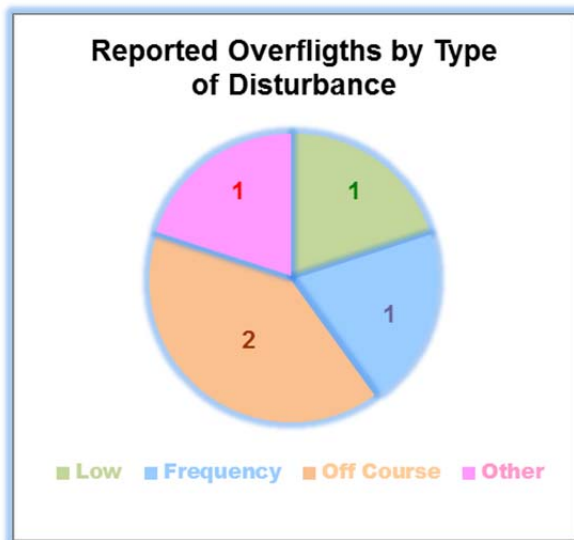
#### C. Complaints by Area



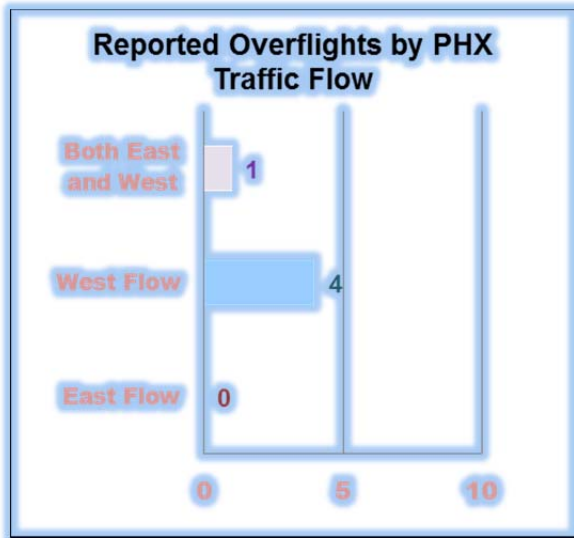


Aircraft noise complaints located to addresses within the city.

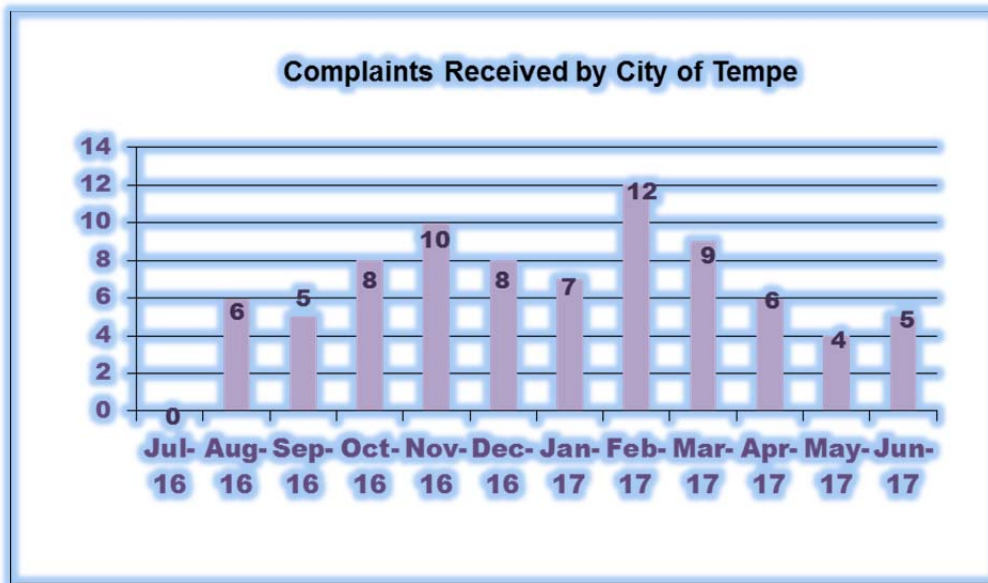
D. Complaints by Disturbance



E. Complaints by Air Traffic Flow



F. Complaints Received



Complaints are the number of phone calls, voice-mails, and electronic messages from residents calling in or using the Tempe 311 noise complaint form, <http://www.tempe.gov/city-hall/communication-and-media-relations/tempe-311/submit-service-request>,

A new smart phone app is available for download that includes aircraft noise complaint reporting.

