

Tempe Diablo Stadium

I-10

S Priest Dr

W Alameda Dr

W Fairmont Dr

S Hardy Dr

W Southern Ave.

1/4 MILE  
7 MIN. WALK

1/2 MILE  
14 MIN. WALK

W Southern Ave.

PROJECT SITE:  
Petersen Park

Tempe Villages

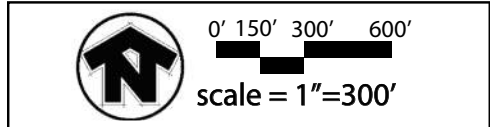
Galleria Palms

Dwight Park

Western Canal


Highway 60

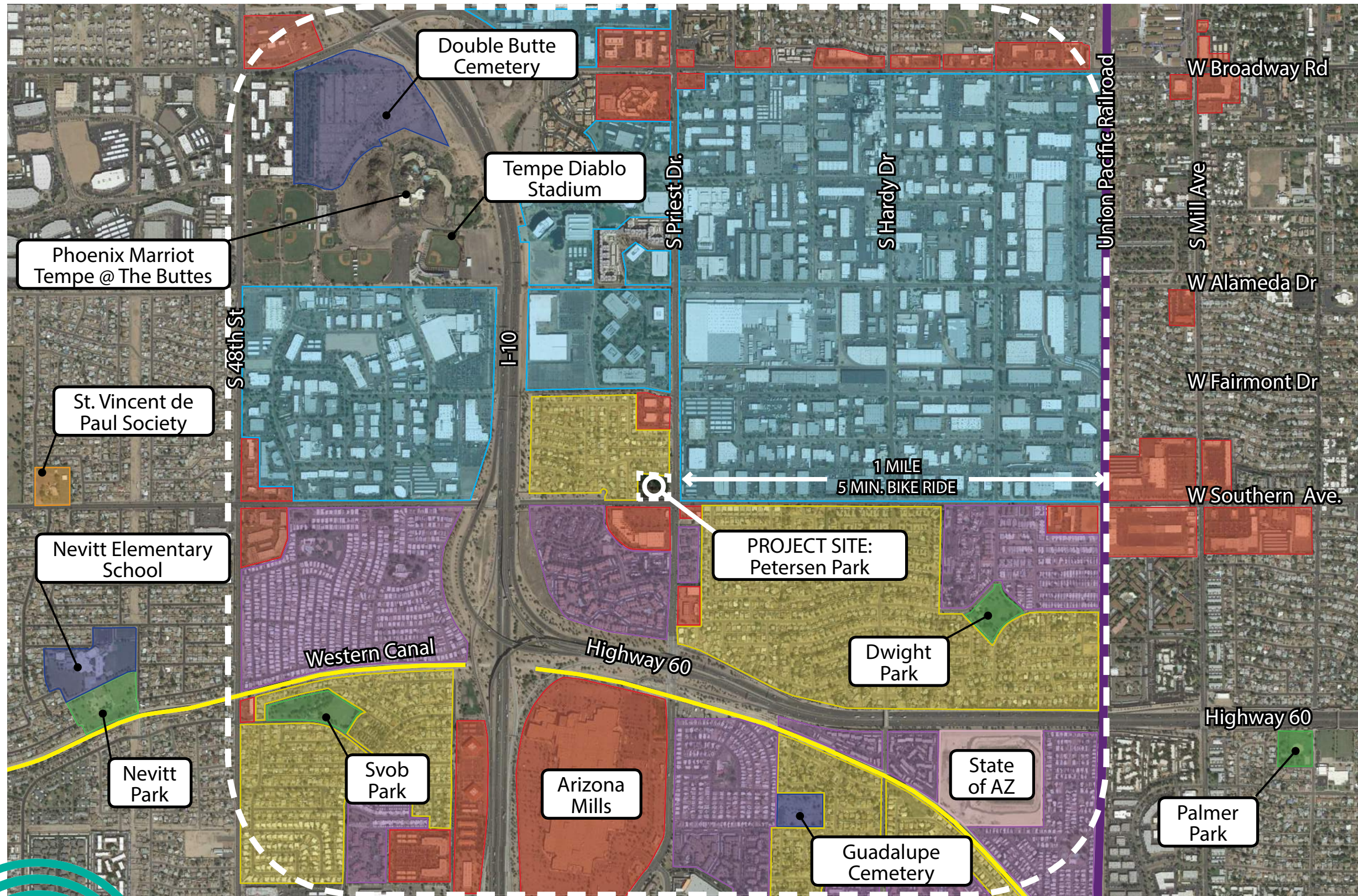
LEGEND	
	Single Family Residential
	Multi-Family Residential
	Industrial
	Commercial
	Public Park
	Western Canal



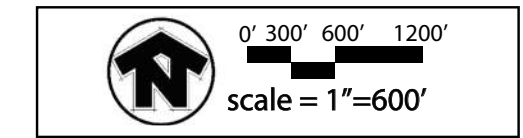
# PETERSEN Park

SITE CONTEXT  
MAP





LEGEND	
	Public Services
	State of Arizona
	Single Family Residential
	Multi-Family Residential
	Industrial
	Commercial
	Public Park
	Church
	Union Pacific Railroad
	Western Canal



# PETERSEN Park

GREATER SITE  
CONTEXT MAP

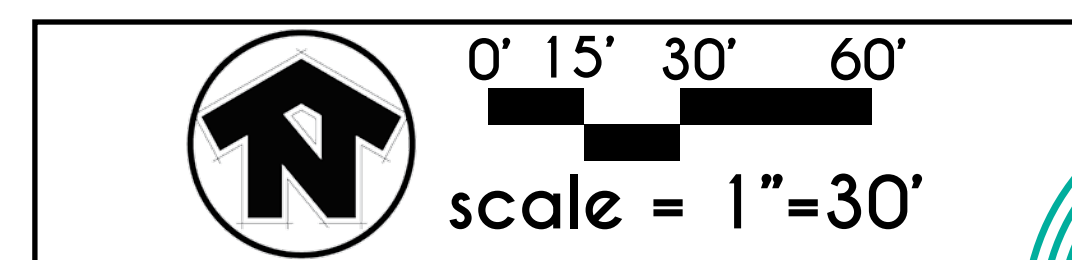




# PETERSEN PARK

CONCEPT #1

FEBRUARY 22, 2018


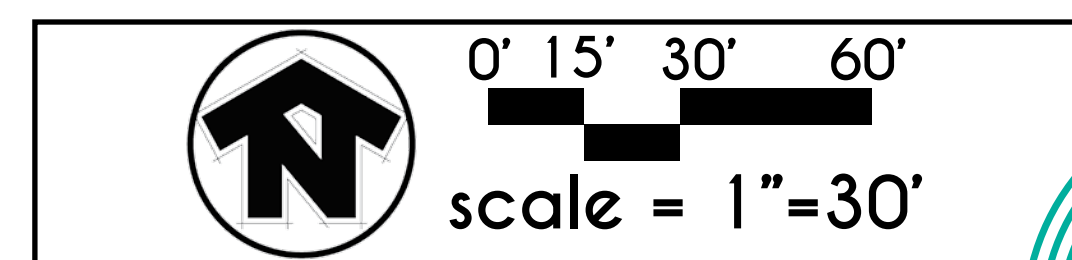




# PETERSEN PARK

CONCEPT #2

FEBRUARY 22, 2018




MULTIPLE PLAY FEATURES



CLIMBERS



SWINGS




SPINNING



ROCKING



BALANCING



PLAYGROUND EQUIPMENT TYPES OF PLAY



FARM THEME PLAYGROUND

TRAIN THEME PLAYGROUND

PLAYGROUND EQUIPMENT THEME