

Vision Zero

Reducing Fatal and Serious Injury Crashes to Zero

Visioning Workshop
June 19, 2018





Arizona pedestrians among nation's most likely to die in fatal crash

Robert Gundran, The Republic | azcentral.com Published 5:24 p.m. MT Dec. 5, 2017 | Updated 8:24 a.m. MT Dec. 6, 2017

Tempe police investigating deadly rollover crash near Kyrene/Baseline roads

BY: Morgan Tanabe
POSTED: 11:00 PM, Jun 25, 2017

2-vehicle crash kills one person in Tempe

By: FOX 10 Staff



POSTED: JUL 31 2017 10:33PM MST
UPDATED: AUG 01 2017 04:53AM MST

Two killed in Tempe crash, police say

Alexis Egeland, The Republic | azcentral.com Published 9:05 p.m. MT Oct. 2, 2017 | Updated 12:03 p.m. MT Oct. 3, 2017

Mother who lost her son in a deadly crash gets help from her friends

BY: Jason Valentine
POSTED: 10:00 PM, Nov 14, 2017

1 dead after SUV with 3 teens hits man on Tempe sidewalk

Posted: Jun 16, 2017 1:31 AM




Woman on scooter killed in Tempe crash involving semitruck


Alexis Egeland, The Republic | azcentral.com Published 9:15 p.m. MT Nov. 20, 2017


ASU doctoral student, renowned pianist Xiaoying Wen killed in Tempe crash

BY: Clayton Klapper
POSTED: 6:50 PM, Nov 21, 2017

My Friend









In the past six years, more than **60 people** lost their lives in vehicle crashes on Tempe streets.

...in addition more than **400 people** were seriously injured.

Strategic Priorities & Performance Measures (2016)



TEMPE CITY COUNCIL
STRATEGIC PRIORITIES

Quality of Life

PERFORMANCE MEASURES

Strong Community Connections

Financial Stability & Vitality

Sustainable Growth & Development

Safe & Secure Communities

AUGUST 3, 2016

CITY COUNCIL PRIORITY #1

Safe & Secure Communities

Ensuring a safe and secure community through a commitment to public safety and justice.

PERFORMANCE MEASURES

1. Achieve turn out and travel times to advanced life support (ALS) incidents of 5 minutes or less in 90% of calls for service.
2. Achieve cardiac arrest survival rates greater than the national average as indicated by the American Heart Association.
3. Achieve total time from Tempe Fire Medical Rescue's (TFMR) contact with patient to transfer of care to the hospital for stroke and heart attack patients of less than or equal to national standards as established by the American Heart Association.
4. Achieve ratings of "Very Satisfied" or "Satisfied" with the "Quality of Local Fire Services" greater than or equal to the national benchmark cities as measured in the Community Survey and the TFMR Customer Service Survey.
5. Achieve ratings of "Very Satisfied" or "Satisfied" with the "Feeling of Safety in the City" greater than or equal to the national benchmark cities as measured in the Community Survey.
6. Receive a response rate from those who responded that they have been a victim of crime and "did not report it to the police" less than or equal to the national benchmark cities as measured in the Community Survey.
7. Achieve ratings of "Very Satisfied" or "Satisfied" with the "Quality of Local Police Services" greater than or equal to the national benchmark cities as measured in the Community Survey.
8. Maintain the number of traffic accidents in relationship to traffic volume less than or equal to the Valley benchmark cities' average.
9. Achieve ratings of "Strongly Disagree" or "Disagree" from those who responded that "they have been a victim of a crime which occurred in Tempe, committed either by someone they knew or someone unknown to them" greater than or equal to the Valley cities as measured by the Arizona Criminal Justice Commission.

3

Strategic Priorities & Performance Measures (2016)



CITY COUNCIL PRIORITY #1

Ensuring a safe and secure community through a commitment to public safety and justice.

Safe & Secure Communities

PERFORMANCE MEASURES

1. Achieve turn out and travel times to advanced life support (ALS) incidents of 5 minutes or less in 90% of calls for service.
2. Achieve cardiac arrest survival rates greater than the national average as indicated by the American Heart Association.
3. Achieve total time from Tempe Fire Medical Rescue's (TFMR) contact with patient to transfer of care to the hospital for stroke and heart attack patients of less than or equal to national standards as established by the American Heart Association.
4. Achieve ratings of "Very Satisfied" or "Satisfied" with the "Quality of Local Fire Services" greater than or equal to the national benchmark cities as measured in the Community Survey and the TFMR Customer Service Survey.
5. Achieve ratings of "Very Satisfied" or "Satisfied" with the "Feeling of Safety in the City" greater than or equal to the national benchmark cities as measured in the Community Survey.
6. Receive a response rate from those who responded that they have been a victim of crime and "did not report it to the police" less than or equal to the national benchmark cities as measured in the Community Survey.
7. Achieve ratings of "Very Satisfied" or "Satisfied" with the "Quality of Local Police Services" greater than or equal to the national benchmark cities as measured in the Community Survey.
8. Maintain the number of traffic accidents in relationship to traffic volume less than or equal to the Valley benchmark cities' average.
9. Achieve ratings of "Strongly Disagree" or "Disagree" from those who responded that "they have been a victim of a crime which occurred in Tempe, committed either by someone they knew or someone unknown to them" greater than or equal to the Valley cities as measured by the Arizona Criminal Justice Commission.

3

8. Maintain the number of traffic accidents in relationship to traffic volume less than or equal to the Valley benchmark cities' average.

Strategic Priorities & Performance Measures (2016)



TEMPE CITY COUNCIL
STRATEGIC PRIORITIES

PERFORMANCE MEASURES

Quality of Life

Strong Community Connections

Financial Stability & Vitality

Sustainable Growth & Development

CITY OF TEMPE ARIZONA

Safe & Secure Communities

CITY COUNCIL PRIORITY #1

Safe & Secure Communities

Ensuring a safe and secure community through a commitment to public safety and justice.

PERFORMANCE MEASURES


1. Achieve turn out and travel times to advanced life support (ALS) incidents of 5 minutes or less in 90% of calls for service.
2. Achieve cardiac arrest survival rates greater than the national average as indicated by the American Heart Association.
3. Achieve total time from Tempe Fire Medical Rescue's (TFMR) contact with patient to transfer of care to the hospital for stroke and heart attack patients of less than or equal to national standards as established by the American Heart Association.
4. Achieve ratings of "Very Satisfied" or "Satisfied" with the "Quality of Local Fire Services" greater than or equal to the national benchmark cities as measured in the Community Survey and the TFMR Customer Service Survey.
5. Achieve ratings of "Very Satisfied" or "Satisfied" with the "Feeling of Safety in the City" greater than or equal to the national benchmark cities as measured in the Community Survey.
6. Receive a response rate from those who responded that they have been a victim of crime and "did not report it to the police" less than or equal to the national benchmark cities as measured in the Community Survey.
7. Achieve ratings of "Very Satisfied" or "Satisfied" with the "Quality of Local Police Services" greater than or equal to the national benchmark cities as measured in the Community Survey.
8. Maintain the number of traffic accidents in relationship to traffic volume less than or equal to the Valley benchmark cities' average.
9. Achieve ratings of "Strongly Disagree" or "Disagree" from those who responded that "they have been a victim of a crime which occurred in Tempe, committed either by someone they knew or someone unknown to them" greater than or equal to the Valley cities as measured by the Arizona Criminal Justice Commission.

3

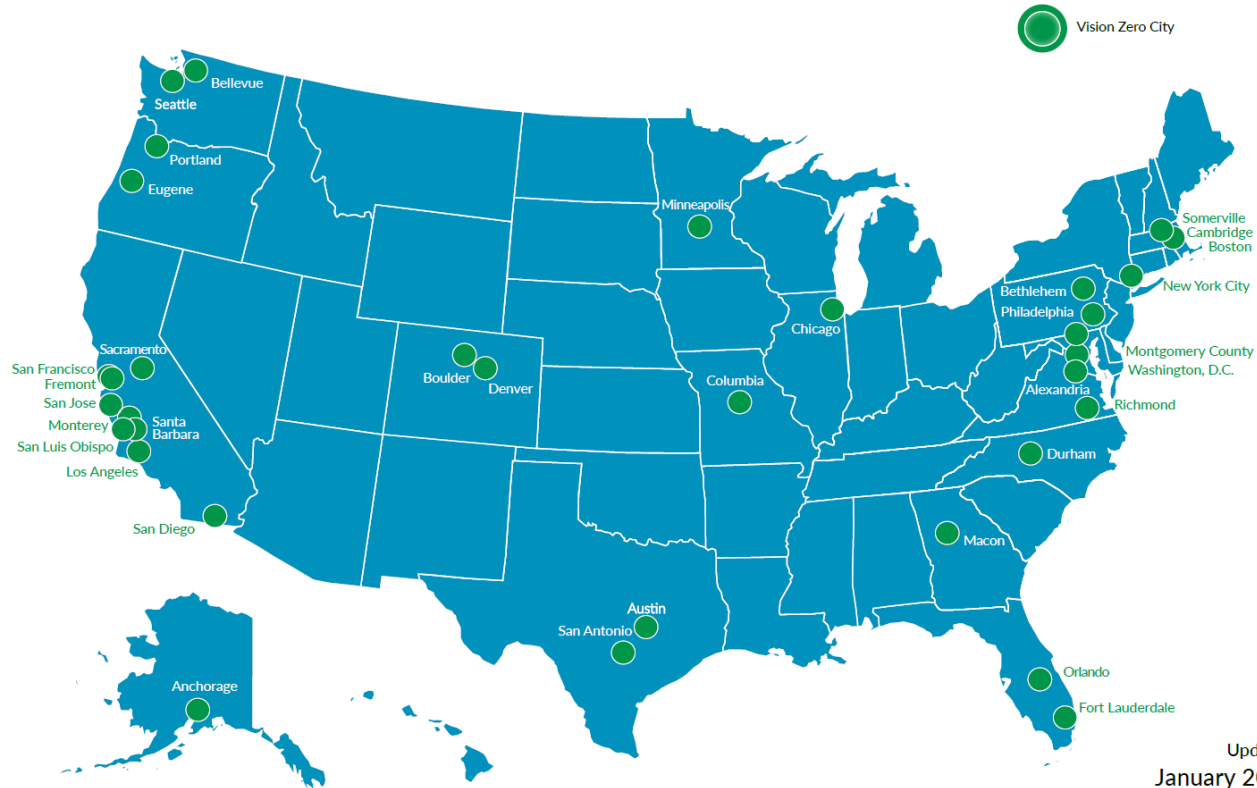
~~8. Maintain the number of traffic accidents in relationship to traffic volume less than or equal to the Valley benchmark cities' average.~~

Vision Zero

- Started in Sweden in the late 1990s
- It's a traffic safety policy that takes an **ethical approach** toward achieving safety for **all road users**.
- Key principles:
 - Traffic deaths and severe injuries are **preventable**.
 - When crashes do occur, **severity** can be reduced.
 - Safety is **everybody's** responsibility.



Vision Zero Cities



Updated
January 2018

Strategies

- Adoption of the “Vision Zero” framework includes:
 - Setting a **clear goal** of eliminating traffic fatalities and severe injuries.
 - The Mayor and Council publicly, **officially committing** to Vision Zero.
 - A Vision Zero **plan or strategy** is in place, or the city commits to doing so in a clear time frame.
 - Key **city departments** (including police, transportation, fire) and **community stakeholders** (ASU, school districts, public health agencies), **are engaged**.



A Clear Goal of Eliminating Traffic Fatalities and Severe Injuries



- New Performance Measure (2018):

1.08: Achieve a reduction in the number of fatal and serious injury crashes to zero.



The Mayor and Council Publicly, Officially Committing to Vision Zero



- January 11, 2018:
 - Staff presented to the Mayor and Council
- February 8, 2018:
 - Mayor and Council unanimously approved Resolution No. R2018.13 formally committing to Vision Zero.

RESOLUTION NO. R2018.13

A RESOLUTION OF THE CITY COUNCIL OF THE CITY OF TEMPE, ARIZONA AUTHORIZING THE MAYOR TO ADOPT THE VISION ZERO FRAMEWORK ON BEHALF OF THE CITY COUNCIL.

WHEREAS, Tempe aspires to reduce the number of fatal and serious injury crashes on its streets to zero;

WHEREAS, Vision Zero is a traffic safety policy that takes an ethical approach toward achieving safety for all road users;

WHEREAS, in the past six years more than 60 people have lost their lives and more than 400 people were seriously injured on Tempe streets;

WHEREAS, traffic related deaths and serious injuries are preventable;

WHEREAS, the severity of motor vehicle related crashes can be reduced;

WHEREAS, transportation safety is everybody's responsibility;

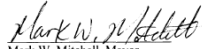
WHEREAS, City departments including Public Works, Police and Fire Medical & Rescue are actively employing programs to improve safety and response time; and

WHEREAS, Vision Zero builds upon those existing programs with new strategies to help meet the Council's adopted performance measure to achieve a reduction in the number of fatal and serious injury crashes to zero.


NOW, THEREFORE, BE IT RESOLVED BY THE CITY COUNCIL OF THE CITY OF TEMPE, ARIZONA as follows:

That the Mayor is authorized to sign a commitment to the Vision Zero framework on behalf of the City Council.


PASSED AND ADOPTED BY THE CITY COUNCIL OF THE CITY OF TEMPE, ARIZONA, this 8th day of February, 2018.


Mark W. Mitchell, Mayor

ATTEST:


Brigitta M. Kuiper, City Clerk

APPROVED AS TO FORM:

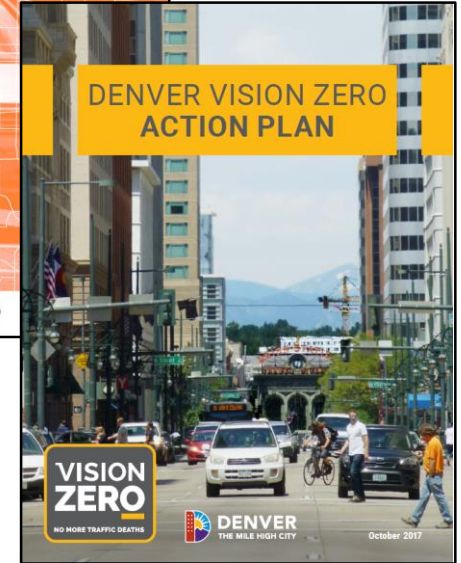
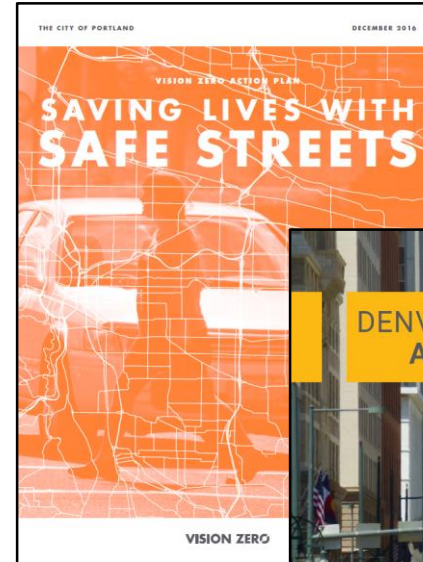

Judith R. Baumann, City Attorney

A Vision Zero Action Plan



Our Schedule

- June 19th (TODAY): Visioning Workshop
- August: Working Group Meetings – Goals & Strategies
- October: Working Group Meetings – Goals & Strategies
- January 2019: Follow-Up Workshop
- March 2019: Vision Zero Action Plan





THIS IS EACH OF YOU!



- COT Fire & Medical
- COT Manager's Office
- COT Mayor & Council
- COT Neighborhood Services
- COT Police
- COT Sustainability
- COT Transportation
- AARP
- ADOT
- Advocacy Groups (TBAG, etc.)
- ASU
- Healthcare & Hospitals
- Large Employers (SRP, etc.)
- MAG
- Neighboring City Staff
- Neighborhood Groups
- Non-Profits
- Public Health
- Schools
- Transportation Commission
- Tempe Residents

Vision Zero

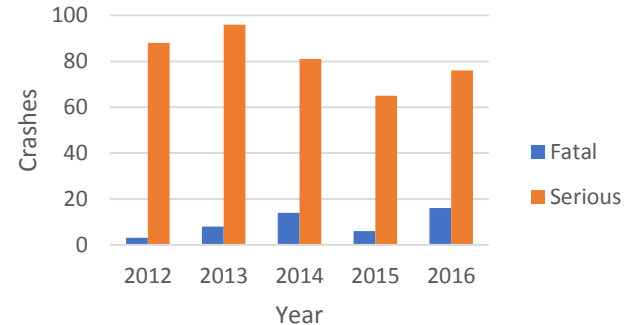
Reducing Fatal and Serious Injury Crashes to Zero

Visioning Workshop
June 19, 2018





- Crashes happen every day and are reported to the Police Department.
- Crash severities are recorded as fatal, serious injury, minor injury, possible injury and property damage only.
- Crashes that involved fatal and serious injuries (2012-2017):
 - 2012: 3 Fatal, 88 Serious Injury
 - 2013: 8 Fatal, 96 Serious Injury
 - 2014: 14 Fatal, 81 Serious Injury
 - 2015: 6 Fatal, 65 Serious Injury
 - 2016: 16 Fatal, 76 Serious Injury
 - 2017*: 12 Fatal, TBD Serious Injury



(Data Source: 2012-2016 data is from ADOT Crash Records; 2017* data is from Tempe PD)



- Enforcement alone cannot solve the problem
- Traffic Bureau
 - 4 Sergeants
 - 11 Motor Enforcement Officers on the Street
 - 1 Hit and Run Detective
 - 6 DUI Officers
 - 2 Collision Reconstructionist Detectives



Top 20 Collision Locations: 2015-2017

Top 20 Locations	2015	Top 20 Locations	2016	Top 20 Locations	2017
RURAL RD / UNIVERSITY DR	99	RURAL RD / SOUTHERN AVE	97	RURAL RD / UNIVERSITY DR	100
RURAL RD / SOUTHERN AVE	85	ARIZONA MILLS CIR	84	ARIZONA MILLS CIR	83
I10 / BASELINE RD	85	MILL AVE / SOUTHERN AVE	83	PRICE RD / BROADWAY RD	75
RURAL RD / BROADWAY RD	82	I10 / BASELINE RD	79	RURAL RD / SOUTHERN AVE	74
ARIZONA MILLS CIR	78	PRICE RD / BROADWAY RD	78	MILL AVE / SOUTHERN AVE	72
MILL AVE / SOUTHERN AVE	76	RURAL RD / UNIVERSITY DR	74	I10 / BASELINE RD	71
PRICE RD / BROADWAY RD	76	RURAL RD / BASELINE RD	67	MCCLINTOCK DR / BROADWAY RD	69
MCCLINTOCK DR / UNIVERSITY DR	59	RURAL RD / BROADWAY RD	66	RURAL RD / RIO SALADO PKWY	68
MCCLINTOCK DR / APACHE BLVD	58	MCCLINTOCK DR / SOUTHERN AVE	64	RURAL RD / APACHE BLVD	67
MCCLINTOCK DR / GUADALUPE RD	58	RURAL RD / APACHE BLVD	63	MCCLINTOCK DR / APACHE BLVD	63
RURAL RD / APACHE BLVD	57	RURAL RD / RIO SALADO PKWY	62	RURAL RD / BASELINE RD	59
KYRENE RD / BASELINE RD	57	MCCLINTOCK DR / GUADALUPE RD	62	MCCLINTOCK DR / UNIVERSITY DR	52
MCCLINTOCK DR / BROADWAY RD	56	MCCLINTOCK DR / BROADWAY RD	61	RURAL RD / BROADWAY RD	51
RURAL RD / BASELINE RD	55	KYRENE RD / BASELINE RD	60	PRICE RD / UNIVERSITY DR	51
MCCLINTOCK DR / SOUTHERN AVE	55	MCCLINTOCK DR / APACHE BLVD	57	KYRENE RD / BASELINE RD	50
PRICE RD / UNIVERSITY DR	55	48TH ST / BROADWAY RD	56	PRIEST DR / ELLIOT RD	50
48TH ST / SOUTHERN AVE	53	PRIEST DR / ELLIOT RD	55	MCCLINTOCK DR / SOUTHERN AVE	47
RURAL RD / GUADALUPE RD	52	PRIEST DR / SOUTHERN AVE	53	48TH ST / BROADWAY RD	46
PRIEST DR / ELLIOT RD	52	PRICE RD / UNIVERSITY DR	52	RURAL RD / GUADALUPE RD	45
LOOP 202 / PRIEST DR	50	PRIEST DR / UNIVERSITY DR	51	PRIEST DR / UNIVERSITY DR	45

*The data included represents calls cleared by an accident report.
 Both injury and non-injury accidents include all final case types.
 2017 YTD includes data from January 1st to December 26th.
 Each location includes N/S and E/W within each intersection.



Driver Violations Involved in Vehicle Crashes

1/1/2013 - 8/31/2017



	2013	2014	2015	2016	2017	Grand Total
Speed Too Fast For Conditions	1,075	1,351	1,687	1,743	1,119	6,975
Failed To Yield Right Of Way	720	881	1,012	1,065	739	4,417
Disregarded Traffic Signal	297	312	321	339	232	1,501
Unsafe Lane Change	256	248	284	379	295	1,462
Inattention Distraction	630	308	6	2		946

*Note: These numbers are for the primary driver involved in the crash.



- How does the Police Department address collisions?
 - Enforcement
 - Education
 - Engineering
 - Evaluation
- As you can see, enforcement alone is not the answer



- Snapshot of Traffic Bureau Enforcement for 2018
 - 760 Lidar/Radar citations
 - 2,895 Hazardous moving violation citations
 - 281 DUI arrests
 - 277 SEMS citations

- Patrol Bureau enforcement not included