

Rock Painting Kit Instructions

Materials:

- Lemon-sized rock
- Paint brush
- Acrylic paint



Instructions:




- Clean your rock with soap and water. Allow it to dry in the sun (dirt can mess up your designs).
- Add a fun farm design, or write a positive note like, "Be the Change" or "History Rocks" on your rock. You can find fun rock painting ideas on Google. There are some ideas in the picture above.
- Spread kindness by leaving the rock in Petersen Park for a neighbor to find and share!

Tempe at Home

Tempe at Home is a series of virtual content that mirrors activities from Tempe's parks and recreation, library, arts engagement and Tempe Center for the Arts programs.

Visit tempe.gov/TempeAtHome for activities, videos, arts and crafts, and game ideas to keep the whole family entertained! Share your online experiences with video or pictures using #TempeatHome.

Play Tic-Tac-Toe!



Check out tempe.gov/PetersenHouse for more information about the Petersen House Museum.