



City Council Weekly Information Packet

Friday, August 27, 2021

Includes the following documents/information:

- 1) City Council Events Schedule
- 2) State and Federal Update & Grant Opportunities
- 3) 2021 Water and Wastewater Financial Model Update Recommendations



City Council Events Schedule

August 27, 2021 thru November 20, 2021

The Mayor and City Council have been invited to attend various community meetings and public and private events at which a quorum of the City Council may be present. The Council will not be conducting city business, nor will any legal action be taken. This is an event only and not a public meeting. A list of the community meetings and public and private events along with the schedules, dates, times, and locations is attached. Organizers may require a rsvp or fee.

DAY	DATE	TIME	EVENT
Tues-Fri	Aug 31 - Sept 3	All Day	League of Arizona Cities and Towns Annual Conference Location: Arizona Biltmore 2400 E. Missouri Avenue Phoenix, AZ 85016
Wed	Sept 8	4:00 p.m. - 5:00 p.m.	Keep Tempe Beautiful - Ribbon Cutting Location: Kiwanis Park 6111 S. All American Way Tempe, AZ
Wed	Sept 8	6:00 p.m. - 8:00 p.m.	September Phoenix Business Mixer Location: MAC6 Coworking Space 1430 W. Broadway Road Tempe, AZ
Fri	Sept 10	4:00 p.m. - 6:00 p.m.	Brian McCartin's Retirement Party Location: Lou's Bar & Grill at Papago Golf Course 5595 Karsten Phoenix, AZ
Fri	Sept 10	6:30 p.m.	Friday Evening Freedom Concert Location: Tempe Beach Park 54 W. Rio Salado Pkwy Tempe, AZ
Sat	Sept 11	5:30 a.m. - 7:30 p.m.	September 11th Healing Field Memorial Location: Tempe Beach Park 54 W. Rio Salado Pkwy Tempe, AZ
Sat	Sept 12	7:30 a.m.	Tunnel to Towers 5k Run/Walk Location: Tempe Beach Park

			54 W. Rio Salado Pkwy Tempe, AZ
Thu	Sept 16	4:00 p.m. - 4:30 p.m.	Save the Date: Autism Certification Event Location: Various throughout the City (TBD)
Fri	Sept 17	9:00 a.m. - 10:00 a.m.	Omni Hotel & Conference Center Groundbreaking Location: Southeast Corner of Mill & University 7 E. University Dr. Tempe, AZ
Fri	Sept 17	7:00 p.m. - 8:00 p.m.	2021 Tardeada Private Reception Location: Tempe History Museum 809 E. Southern Avenue Tempe, AZ
Thu	Sept 23	3:00 p.m. - 6:00 p.m.	2021 Fueling the Economy - Tempe AZRE Event Location: Tempe Center for the Arts 700 W. Rio Salado Parkway Tempe, AZ
Wed	Sept 29	5:30 p.m. - 9:00 p.m.	Save the Date: 38th Annual Don Carlos Humanitarian Awards Location: Hybrid In-Person/Virtual Event
Thu - Sat	Nov 18 - Nov 20	All Day	National League of Cities City Summit Location: Salt Palace Convention Center 100 S W Temple Salt Lake City, UT 84101

08/27/2021 EF

MEMORANDUM



TO: Mayor and City Council
THROUGH: Andrew Ching, City Manager
FROM: Marge Zylla, Government Relations Officer
DATE: August 27, 2021
SUBJECT: State and Federal Update & Grant Opportunities

Below are summaries of recent actions and announcements at the state and federal level:

- Federal Update
- 2020 Census Update
- August 24 Month Study, Tier 1 Shortage Declaration

Please let me know if there are follow-up questions for Tempe's federal lobbyist. Also, please let me know if Tempe staff members are pursuing federal grants so we can arrange for letters of support from our Congressional delegation.

Federal Update

Via Ballard Spahr, 8/27/21

On August 24, the House voted along party lines to adopt a budget resolution (S Con Res 14) that would allow President Biden's economic agenda to move forward. Specifically, the resolution includes budget reconciliation instructions for a \$3.5 trillion economic package embodying a significant portion of the president's American Families Plan. If Senate Democrats stay united, the reconciliation process will allow them to bypass the 60-vote threshold in the chamber and approve the multi-trillion spending bill without Republican support.

Leading up to this week's vote on S Con Res 14, a group of moderate Democrats threatened to withhold their support for the measure unless the House first considered the Senate-passed bipartisan infrastructure bill (HR 3684). However, House Speaker Nancy Pelosi (D-CA) continued to maintain that the House would *not* vote on the infrastructure package until the yet-to-be-written reconciliation legislation is approved. Pelosi, supported by Caucus progressives, is essentially using the reconciliation measure as leverage to ensure that the Senate addresses key priorities on social programs and climate policy.

After a series of negotiations, an agreement was reached earlier this week to break the intraparty stalemate. In the end, House moderates agreed to support the budget resolution in exchange for a commitment from the Speaker to bring the infrastructure legislation before the chamber by September 27. Speaker Pelosi also agreed not to force a floor vote on the final reconciliation bill unless it has the necessary support to pass the Senate.

Now that the budget resolution has been approved by both chambers, House and Senate committee leaders can begin crafting their respective portions of the reconciliation legislation. The House Natural Resources Committee, as well as the House Committee on Oversight and Reform, are tentatively scheduled to draft and consider their portions of the plan next week, with a number of other panels set to follow suit in the coming weeks.

In addition to the budget resolution, the House approved legislation – the *John R. Lewis Voting Rights Advancement Act of 2021* (HR 4) – to overhaul voting laws in the United States. Pursuant to HR 4, federal approval would be required before changes to voting practices could be implemented in states and localities with a recent history of voter discrimination, or if the changes fall into several categories that would be presumed to be discriminatory. The bill creates a new coverage formula to determine which states and local governments would be subject to an approval process for voting changes, known as “preclearance” under the *Voting Rights Act of 1965*. While the partisan measure only required a simple majority to pass the House, it will need 60 votes to clear the Senate, an unlikely prospect at this time.

2020 Census Updates

Via Maricopa Association of Governments 8/13/21

The US Census Bureau released the first set of Census 2020 data yesterday. The data was released in an older, less user-friendly format than most Census releases. In order to provide our member agencies with access to the data as quickly as possible, MAG has processed the data and published a number of tables, maps, and tools to help you see what the data says about your community, our region, and the state.

Please visit <https://azmag.gov/census> to see the information we have available. Over the next weeks and months, we plan to add more information and tools to this website. This first set of publications should give you an overview of what data can be found in Census 2020. In addition to the tables and maps, an interactive map viewer with Census 2020 data reports will be launched early next week. [The interactive MAG 2020 Census Viewer map is also available through [this direct link](#). For Tempe-specific information, including breakdowns of the 2020 total city population count of 180,587, select “Places” from the “Type of Report” dropdown menu on the right and then select “Tempe” from the “Choose Report” dropdown menu.]

August 24 Month Study, Tier 1 Shortage Declaration

Via AMWUA (Arizona Municipal Water Users Association)

The [August 24-Month Study](#) was released by the [U.S. Bureau of Reclamation](#) this month, and the details within that study confirm that a Tier 1 Colorado River Shortage will be declared for 2022.

AMWUA blog posts at [this link](#) highlight information on the Tier 1 shortage declaration and outline preparations that cities have made for a Tier 1 shortage.

Councilmember Doreen Garlid serves as Tempe’s representative on the AMWUA Board.

MEMORANDUM

TO: Mayor and Council
THROUGH: Ken Jones, Deputy City Manager, Chief Financial Officer
FROM: Terry Piekarz, Municipal Utilities Director *TP*
DATE: August 27, 2021
SUBJECT: 2021 Water and Wastewater Financial Model Update Recommendations



BACKGROUND

The 2020 Water and Wastewater Rate Study (2020 Rate Study) resulted in a 5.5 percent water revenue adjustment, which was effective January 3, 2021, and no revenue adjustment for wastewater.

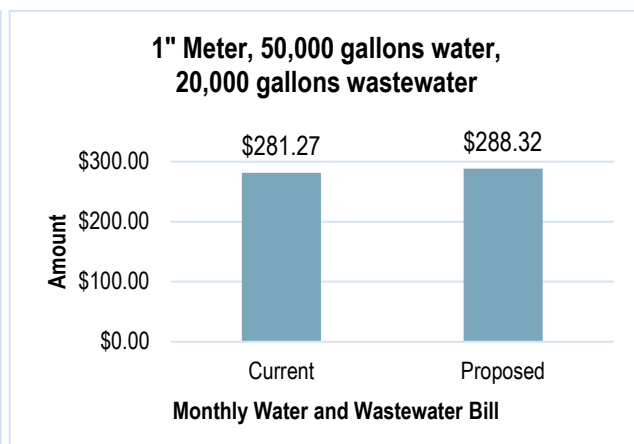
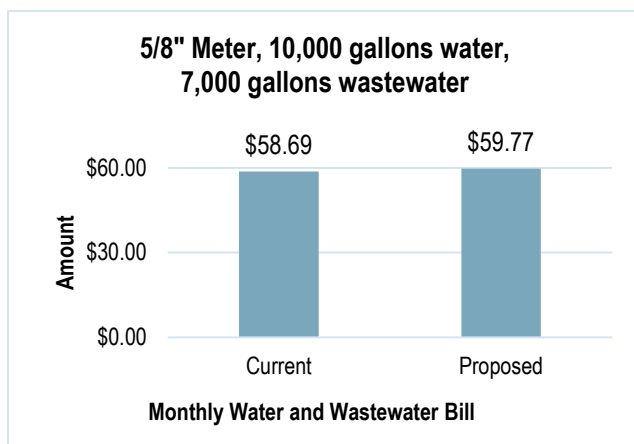
During non-rate study years, the Water and Wastewater Utility (Utility) completes a financial model update of the Water and Wastewater Fund to determine if revenue adjustments are necessary. This financial model update is not a comprehensive cost of service rate study. The process includes reviewing industry inflationary trends from the United States (U.S.) Consumer Price Index – Water and Sewerage Maintenance series, provided by the U.S. Bureau of Labor Statistics (www.bls.gov), and updating the financial model with revenues and expenses from the most recent fiscal year to determine revenue requirements for the next fiscal year. Any resulting revenue adjustment (rate increase) recommendation, if adopted, would apply to each water or wastewater service provided by the Utility and, if approved, would take effect in January of the following year. As with cost of service rate studies, the financial model update is completed with the assistance of a contracted third-party financial consultant.

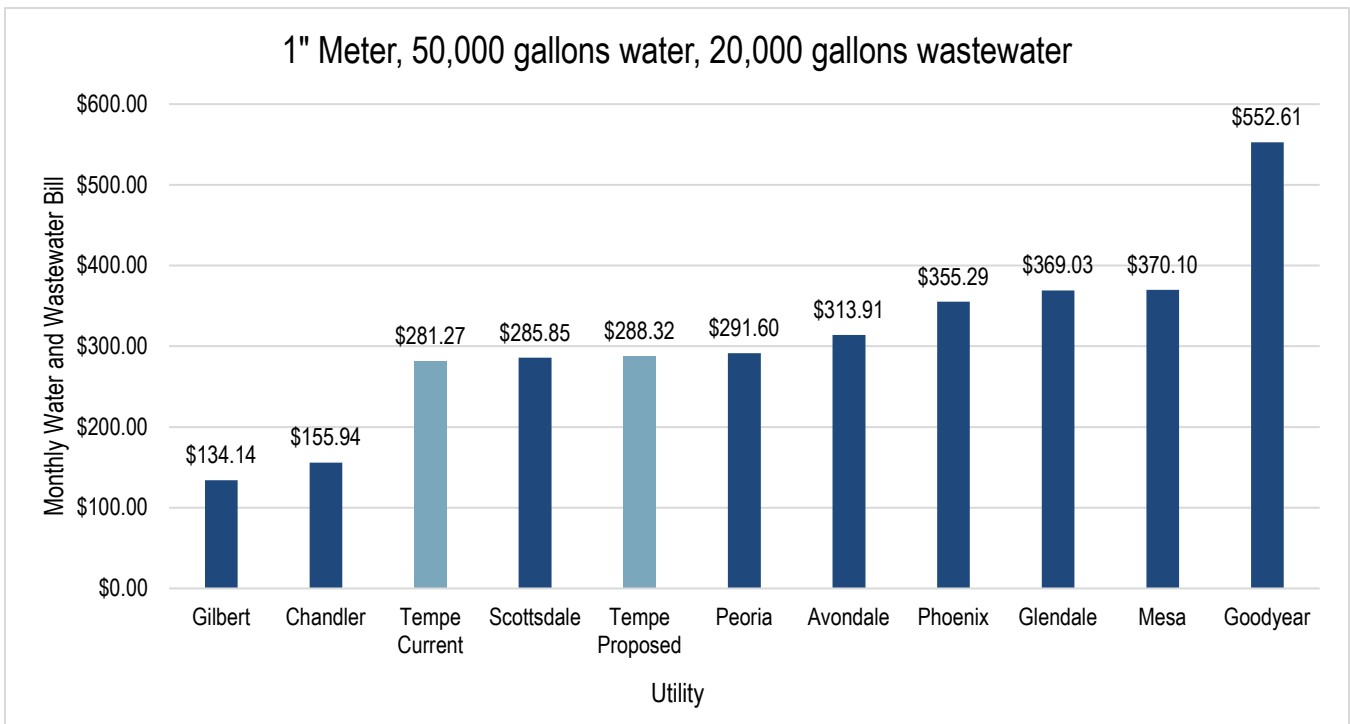
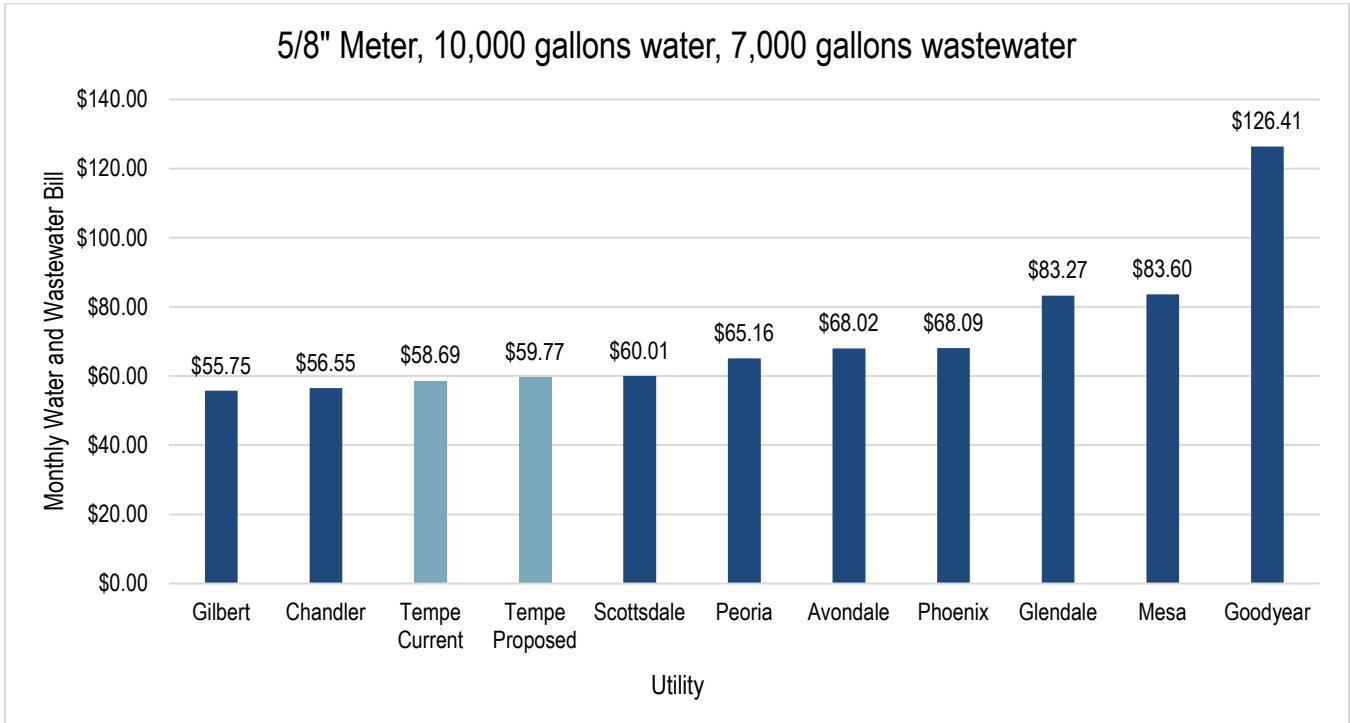
WATER AND WASTEWATER FINANCIAL MODEL UPDATE RECOMMENDATIONS

The 2020 Rate Study forecasted an additional 5.5 percent water revenue adjustment each year, beginning in January 2021. However, the 2021 Financial Model Update resulted in a recommendation of only a three percent increase for next year, effective January 2022. This revenue adjustment will help ensure the financial stability of the Utility through the collection of revenue sufficient to recover operating costs, finance capital improvement projects and maintain the fund balance at policy level, now and into the future. The 2021 Financial Model Update determined that wastewater revenue is sufficient at this time and confirmed the recommendations from the 2020 Rate Study that a revenue adjustment is not necessary. A technical memorandum from the City's financial consultant, Stantec Consulting Services, Inc., detailing the analysis performed and recommended revenue adjustment, is attached.

CUSTOMER IMPACTS AND BILL COMPARISON

The average single family residential customer using 10,000 gallons of water per month will see an increase of \$1.08 on their monthly water and wastewater bill. Higher volume single family residential customers, using 50,000 gallons of water per month, will see an increase of \$7.05.





PUBLIC INVOLVEMENT SUMMARY

Unlike during a full cost of service rate study, the Utility does not conduct an extensive public outreach campaign during the non-rate study year financial model update. The public is encouraged to provide input on recommended revenue adjustments beginning September 3, 2021, up to the Public Hearing at the Regular Council Meeting on November 9, 2021. This outreach and communication strategy for non-rate study years complies with regulatory requirements and is comparable to when other rates, charges, fees or tax changes are proposed throughout the City.

Pursuant to A.R.S. Section 9-511.01(A)(1), the technical memorandum supporting rate recommendations will be published with the City Clerk's Office and posted on www.tempe.gov, September 3, 2021. Pursuant to A.R.S. Section 9-511.01(B), the public hearing and Tempe City Council's consideration to adopt the rates will occur during the Regular Tempe City Council Meeting on November 9, 2021, providing a minimum of 60 days for public comment and feedback on recommended rates. A copy of the Notice of Intention, showing the date, time and place of the hearing, shall be published one time in a newspaper of general circulation within the boundaries of the municipality, not less than 20 days before the public hearing date.

Associated documents, including this memorandum and the technical memorandum supporting the financial model update recommendations, will be posted to the Utility's rate study webpage at www.tempe.gov/UtilityRateStudy.

TIMELINE

September 9, 2021, Regular Council Meeting – Adopt Notice of Intention to hold a public hearing for the consideration of a water rate adjustment on November 9, 2021.

November 9, 2021, Regular Council Meeting – Public hearing and adoption of water rate adjustments.

January 1, 2022 – If adopted, new water rates become effective.

ATTACHMENT

2021 Water and Wastewater Financial Model Update Technical Memorandum



City of Tempe, Arizona

2021 Water and Wastewater Financial Model Update

August 26, 2021



Prepared for: Mr. Terry Piekarz
 City of Tempe
 Municipal Utilities Director

Prepared by: Kyle Stevens *ks*
 Stantec Consulting Services Inc.
 Managing Consultant

Date: August 26, 2021

Subject: 2021 Water and Wastewater Financial Model Update

BACKGROUND

The City of Tempe, Arizona (City or Utility) contracted with Stantec Consulting Services, Inc. (Stantec), to conduct the 2020 Water and Wastewater Rate Study¹ (2020 Rate Study). The 2020 Rate Study established a plan of annual water and wastewater rate adjustments for the projection period of January 1, 2021, through December 31, 2025. The plan was developed through multiple work sessions with City staff. The then-current revenue, expense budgets and capital improvement investments for both the Water and Wastewater Utilities (Utilities) were projected for ten years to define the Utilities' short- and long-term revenue requirements. The plan of rate adjustments was calculated to ensure that the Utilities' minimum operating requirements are met throughout the projection period to maintain fund balance policy levels, debt coverage and sustainable annual cash flows. The plan of water and wastewater rate increases developed in the 2020 Rate Study are shown in Table 1 below. The first year of water rate adjustments² were implemented January 3, 2021.

Table 1: 2020 Rate Study Recommended Water and Wastewater Rate Adjustments

Effective Date	January 2021 (Adopted)	January 2022	January 2023	January 2024	January 2025
Water Rate Adjustment	5.50%	5.50%	5.50%	5.50%	5.50%
Wastewater Rate Adjustment	0.00%	0.00%	0.00%	0.00%	0.00%

In 2021, the City requested that Stantec update the Utilities' financial model projections with actual revenue and expense results from Fiscal Year 2020-2021, preliminary Fiscal Year 2020-2021 end-of-year fund balance, Fiscal Year 2022-2026 adopted capital improvement program and bond repayment schedules, inclusive of the Series 2021 Revenue Bond. Stantec updated the 2020 Rate Study financial models with the most up-to-date data to project the Utilities' necessary revenue adjustments for the next four fiscal years. The following sections of this memorandum describe the material differences between the 2020 Rate Study rate adjustment recommendations and the updated rate adjustment plan.

REVENUE SUFFICIENCY ANALYSIS UPDATE

Stantec updated the Utilities' financial models prepared during the 2020 Rate Study to reflect actual, unaudited, Fiscal Year 2020-2021 cash flows, and Fiscal Year 2021-2022 budgets. Tables 2-5 on the following pages show the variance between the 2020 Rate Study and the 2021 Financial Model Update for revenues, operating expenses, debt service and capital for Fiscal Year 2020-2021 through Fiscal Year 2024-2025, based on the rate increases projected in the 2020 Rate Study. The dollar amounts in each table are rounded to one one-hundredth of a million.

¹ Final report dated October 26, 2020.

² No wastewater rate increases were planned.

Table 2: Comparison of Operating Revenues (\$M)

	Fiscal Year 2020-2021	Fiscal Year 2021-2022	Fiscal Year 2022-2023	Fiscal Year 2023-2024	Fiscal Year 2024-2025
Water					
2020 Rate Study	53.09	56.63	59.33	62.19	65.18
2021 Financial Model Update	56.57	57.42	60.32	63.23	66.29
Variance	3.48	0.79	0.99	1.04	1.11
Wastewater					
2020 Rate Study	31.97	32.97	33.07	33.20	33.33
2021 Financial Model Update	31.95	32.14	32.31	32.44	32.57
Variance	(0.02)	(0.83)	(0.76)	(0.76)	(0.77)

Table 3: Comparison of Operating Expenses (\$M)

	Fiscal Year 2020-2021	Fiscal Year 2021-2022	Fiscal Year 2022-2023	Fiscal Year 2023-2024	Fiscal Year 2024-2025
Water					
2020 Rate Study	34.19	34.62	35.56	36.85	38.11
2021 Financial Model Update	33.68	32.85	33.74	34.97	36.16
Variance	(0.50)	(1.76)	(1.82)	(1.88)	(1.95)
Wastewater					
2020 Rate Study	14.35	14.85	15.11	15.78	16.12
2021 Financial Model Update	14.21	14.68	14.93	15.68	16.40
Variance	(0.14)	(0.18)	(0.19)	(0.10)	0.28

Table 4: Comparison of Capital Spending – Executed (\$M)

	Fiscal Year 2020-2021	Fiscal Year 2021-2022	Fiscal Year 2022-2023	Fiscal Year 2023-2024	Fiscal Year 2024-2025
Water					
2020 Rate Study	29.44	27.24	28.05	32.75	29.07
2021 Financial Model Update	47.15	38.81	37.80	33.96	26.06
Variance	17.71	11.57	9.75	1.21	(3.01)
Wastewater					
2020 Rate Study	17.29	17.45	23.29	42.65	44.74
2021 Financial Model Update	12.48	24.55	22.01	37.69	40.27
Variance	(4.81)	7.09	(1.28)	(4.96)	(4.47)

Table 5: Comparison of Current Outstanding Debt Service (\$M)

	Fiscal Year 2020-2021	Fiscal Year 2021-2022	Fiscal Year 2022-2023	Fiscal Year 2023-2024	Fiscal Year 2024-2025
Water					
2020 Rate Study	22.50	22.27	21.65	21.04	19.49
2021 Financial Model Update	22.78	24.48	23.86	23.25	21.71
Variance	0.28	2.21	2.21	2.21	2.21
Wastewater					
2020 Rate Study	16.13	15.73	15.43	14.13	11.21
2021 Financial Model Update	16.36	16.35	16.05	14.75	11.83
Variance	0.23	0.62	0.62	0.62	0.62

RESULTS AND RECOMMENDATION

Increased water demand during Fiscal Year 2020-2021 resulted in the Utility collecting higher than projected water revenues. This increase in revenue, coupled with rate model calibrations for debt service payments, completion of the Comprehensive Annual Financial Review (published after the completion of the 2020 Rate Study) and lower operations and maintenance expenses during Fiscal Year 2020-2021, resulted in the fund balance being higher at the end of Fiscal Year 2020-2021 than projected in the 2020 Rate Study. The financial model update determined that a January 2022 water rate increase of three (3.00) percent, instead of the original forecasted 5.50 percent, is sufficient without materially impacting the long-term financial stability of the Utility. This change brings rate revenues for Fiscal Year 2022-2023 through Fiscal Year 2024-2025 into closer alignment with the level projected in the 2020 Rate Study.

The Wastewater Utility’s operating and capital expense assumptions depend heavily on the projected timeline of the Kyrene Water Reclamation Facility’s rehabilitation and return to service. Operating expenses have been adjusted upward since the 2020 Rate Study to reflect current estimates, resulting in the need for a rate increase in Fiscal Year 2024-2025. At this time, no other increases are anticipated until 2025.

The updated plan of water and wastewater rate adjustments is shown in Table 6.

Table 6: 2021 Financial Model Update Recommended Water and Wastewater Rate Increases

	January 2021 (Adopted)	January 2022	January 2023	January 2024	January 2025
Water Rate Increase	5.50%	3.00%	5.50%	5.50%	5.50%
Wastewater Rate Increase	0.00%	0.00%	0.00%	0.00%	3.00%

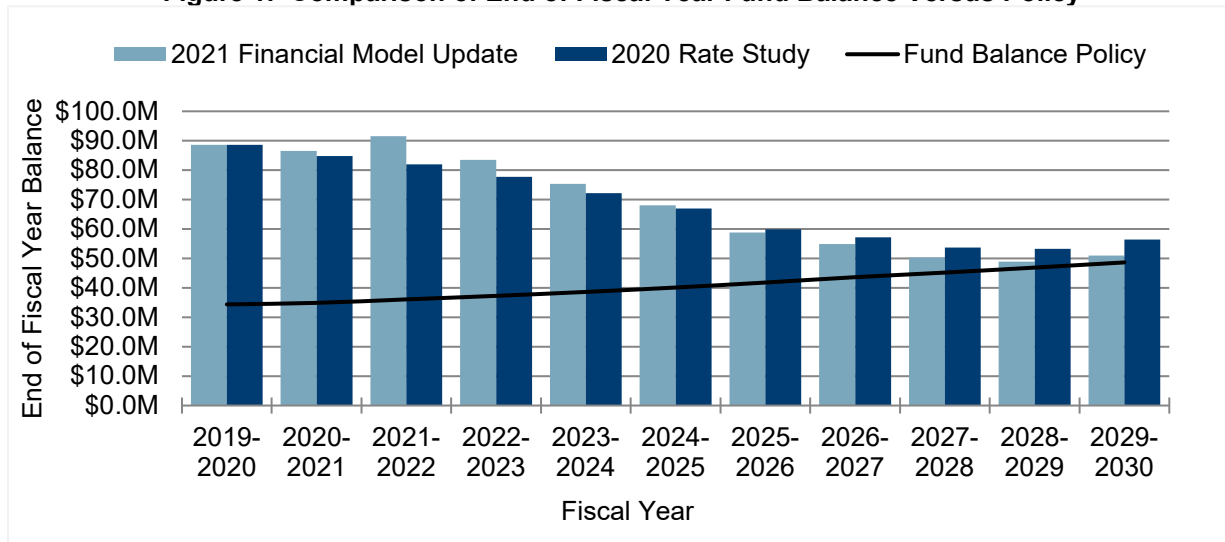
The resulting annual end-of-year fund balances for the 2020 Rate Study and the 2021 Financial Model Update are contrasted in Table 7, based on the updated assumptions discussed herein and the projected water and wastewater rate increases shown in Table 6.

Table 7: Comparison of Annual End of Fiscal Year Fund Balance (\$M)

	Fiscal Year 2020-2021	Fiscal Year 2021-2022	Fiscal Year 2022-2023	Fiscal Year 2023-2024	Fiscal Year 2024-2025
Water					
2020 Rate Study	46.28	41.64	37.19	33.12	30.06
2021 Financial Model Update	48.16	50.71	43.22	37.26	32.34
Variance	1.88	9.07	6.03	4.13	2.28
Wastewater					
2020 Rate Study	38.48	40.31	40.56	39.06	36.90
2021 Financial Model Update	38.35	40.85	40.31	38.12	35.68
Variance	(0.13)	0.54	(0.25)	(0.94)	(1.22)

The combined water and wastewater end of fiscal year fund balance, from the 2020 Rate Study and 2021 Financial Model Update, are shown in Figure 1. This figure demonstrates that, with the 2021 Financial Model Update recommended plan of rate adjustments, the fund balance will reach approximately the same level each year as the 2020 Rate Study plan.

Figure 1: Comparison of End of Fiscal Year Fund Balance Versus Policy



Tables 8 and 9 show the proposed water rates for January 2022, utilizing the updated rate adjustment plan from the 2021 Financial Model Update, as seen in Table 6.

Table 8: Current and Recommended Inside City Water Rates

Monthly Service Charges by Meter Size	Current Rate as of January 2021	Recommended Rate January 2022
5/8"	\$13.15	\$13.55
3/4"	\$14.85	\$15.30
1"	\$22.15	\$22.80
1.5"	\$47.00	\$48.40
2"	\$91.60	\$94.35
3"	\$207.25	\$213.45
4"	\$298.70	\$307.65
6"	\$1,148.55	\$1,183.00
8"	\$2,004.35	\$2,064.50
10"	\$3,002.80	\$3,092.90
Volume Charges by Customer Classification	Current Rate	Recommended Rate January 2022
Single Family		
Tier 1: 0-6,000 gallons	\$1.84	\$1.90
Tier 2: 6,001-12,000 gallons	\$2.83	\$2.91
Tier 3: 12,001-20,000 gallons	\$3.89	\$4.01
Tier 4: 20,001-40,000 gallons	\$4.93	\$5.08
Tier 5: 40,001+ gallons	\$5.42	\$5.58
Multi-Family	\$2.05	\$2.11
Commercial	\$2.65	\$2.73
Construction	\$4.29	\$4.42
Industrial	\$2.77	\$2.85
Landscaping	\$3.96	\$4.08

Table 9: Current and Recommended Flood Irrigation Rates

Parcel Area (square feet)	Current Rate as of January 2021	Recommended Rate January 2022
Up to 13,068	\$182.50	\$187.98
13,069 to 17,424	\$243.00	\$250.29
17,425 to 21,780	\$303.53	\$312.64
21,781 to 26,136	\$364.04	\$374.96
26,137 to 30,492	\$423.83	\$436.54
30,493 to 34,848	\$485.08	\$499.63
34,849+	\$485.08 plus \$60.63 per each 4,355 square foot increment or portion thereof in excess of 34,848 square feet	\$499.63 plus \$62.45 per each 4,355 square foot increment or portion thereof in excess of 34,848 square feet

Disclaimer

This document was produced by Stantec Consulting Services, Inc. (“Stantec”) for the City of Tempe, Arizona (“City”) and is based on a specific scope agreed upon by both parties. Stantec’s scope of work and services do not include serving as a “municipal advisor” for purposes of the registration requirements of the Dodd-Frank Wall Street Reform and Consumer Protection Act (2010) or the municipal advisor registration rules issued by the Securities and Exchange Commission. Stantec is not advising the City, or any municipal entity or other person or entity, regarding municipal financial products or the issuance of municipal securities, including advice with respect to the structure, terms, or other similar matters concerning such products or issuances.

In preparing this report, Stantec utilized information and data obtained from the City or public and/or industry sources. Stantec has relied on the information and data without independent verification, except only to the extent such verification is expressly described in this document. Any projections of future conditions presented in the document are not intended as predictions, as there may be differences between forecasted and actual results, and those differences may be material.

Additionally, the purpose of this document is to summarize Stantec’s analysis and findings related to this project, and it is not intended to address all aspects that may surround the subject area. Therefore, this document may have limitations, assumptions, or reliances on data that are not readily apparent on the face of it. Moreover, the reader should understand that Stantec was called on to provide judgments on a variety of critical factors which are incapable of precise measurement. As such, the use of this document and its findings by the City should only occur after consultation with Stantec, and any use of this document and findings by any other person is done so entirely at their own risk.